


HOT SPOT

英國錦鯉愛好會東南俱樂部

The E-Mag of the South East Koi Club



Issue 41

February 2010

Inside this issue:

A tategoi challenge	2 - 4
Tien Kleine Koi	6 & 14
Temperature	7 - 9
Congratulations	9
Sexing Koi	10
Niigata-Nishikigoi	11
Show Dates	13

Editorial.

Formerly the South East Section of the BKKS, we have now adopted the title

“South East Koi Club”

This does not prevent any of our members remaining or becoming members of the BKKS. In fact the South East Koi Club will still uphold the founding tenets of the Society and has pledged to continue to assist in any joint ventures that benefit the hobby.

It may surprise some that we have strived to do this throughout the period of disagreement and have continued since. As the BKKS General

Secretary alludes in her recent statement on the BKKS website; we put our own documented show procedures at the disposal of a joint HSC/JSC committee to assist in the formulation of the BKKS Benching Code of Practice.

Recently we assisted the BKKS President with a missive to DEFRA regarding internet Koi sales and even more recently put our photo library at the disposal of the JSC to assist in the creation of a document regarding benching that they can use or deploy as they see fit.

We shall continue to participate in exchange visits with


other koi clubs and other joint ventures that promote the hobby. We are looking forward to the 2010 show season which kicks off in a few weeks time with the EMKC show. See below. Further details can be found on page 13.

Equally we are looking forward to playing host to all who visit our show in August.

FYI, Our 24th Open Show – **the International Koi Keepers Show** will take place on the 29th and 30th August at its usual venue – Parkwood Hall School, Beachenlea Lane, Swanley, Kent.

East Midlands Koi Club
2010 winter show

20th & 21st February.
The UK's **ONLY WINTER KOI SHOW**



About HOT SPOT

Hot Spot is the on-line version of the South East Section BKKS' newsletter called “Spotlight”, suitably sanitised and denuded of in-house content to make it interesting for other Koi Clubs. However, it will also contain some occasional South East publicity. *Hot Spot* will be a periodic publication i.e. it will get published when we have enough

articles to fill it's 8 pages. Copies of it will reside on the South East's website and will be distributed to other Koi Clubs who indulge us with an exchange of magazines or newsletters.

Articles taken from “Spotlight” are the copyright of the South East Section but may be used by clubs who participate in this exchange.

The original text and photos can be obtained via the editors whose details can be found on the back page.



A tategoi challenge.

It is incumbent on all BKKS judges to maintain their skills and keep their knowledge up to date.

Keeping the skills honed is the easy part as just being involved at koi shows, whether judging or benching provides the opportunity to compare one koi against another and match your opinion against the final decision. If you are involved in benching with other judges it is better still; another pair of eyes and somebody to discuss and share observations with keeps the grey matter working.

But keeping yourself up to date is different and not so easily accomplished, but thankfully real changes are few and far between. The introduction of the Matsunosuke bodyshape and the advent of 'atarashi sumi' are the two that immediately spring to mind. Their bodyshape was an established feature by the time I began training as a judge and 'atarashi sumi' occurred just as I was qualifying and one of my JSC colleagues (Alan Coogan) had the inside edge on that and was able to prepare us in advance.

Back in 2007 I read an article by an American Judge called Ray Jordan about a breeder (Yohei Nagazaki) carrying out similar back-cross experiments to Matsunosuke but this time with a white(ish) Magoi. They refer to this bloodline by the trademark 'New Hybrid'. It wasn't long after that I found that a UK dealer (*Select Nishikigoi International*) was importing them, so I went a long to take a look.

The specimens I saw on that first visit triggered my curiosity but posed more questions than answers. I made three observations.

The small Go-sanke toisai all appeared to have overlong pectoral fins. The Ogons had a brassy lustre as well as demonstrating a completely different bodyline, and A large Sanke they had there had three very distinct and finished colours that somehow competed with each other rather than worked together. However, this Sanke was only Nissai and it shared a pond with Gosai from Dainichi and Hoshkin. The younger koi easily matched the Gosai for size and robustness.

The proprietor, Deron Simons was happy to provide as much information as anyone can absorb at one sitting and the



Down to the last nine.

stream of information covered the filial generations of the various lines that Yohei was producing and the progress being made. One factor that Deron felt was already fixed was the body shape. The shape that was very apparent on the Ogons, and also there when looked for in the Nissai Sanke.

To describe it very crudely I'd have to say that they have a humpty-back appearance and flat belly line. If anybody possesses the Amano book "General survey of Fancy Carp" then take a look at the pull-out genealogy pages and you'll get the general idea.

I've seen plenty of large koi with similar humpty-backs that have flat heads that over accentuates the back, and quite frankly ruins the overall appearance. The Yohei koi (or to give them their correct name

"*Koi no Yohei*") don't suffer from this. Their heads are domed and merge with the high rise back in a complimentary fashion.

After that first visit I felt I could put Yohei koi on the back burner and wait for developments. The Go-sanke koi required a little more refinement before they'd compete on the show circuit with the quality of koi that were coming into the country from elsewhere. At least that's what I thought.

I revisited *Select Nishikigoi* on a few occasions to keep an eye on things. Some of those early Tosai were now Nissai and appeared to have grown into their pectoral fins. The Ogons still had that very obvious unique appearance and the bigger koi were still unfinished. Somewhere during those visits I took my eye

off the ball. Because after the 2009 South East Show I began to hear stories about Yohei koi taking some of the more seriously contested prizes in the Go-sanke classes. Unfortunately this info didn't filter down to me at the show in time for me to take a look and make comparisons. Clearly, I had to pay *Select Nishikigoi* another visit.

If anybody recalls my article about the South East's 2008 Baby Champion, a Koi UK kohaku, they will see a familiar pattern emerging here. Shortly after penciling in a note to visit Koi UK I got an invite from Maurice Cox. The same thing happened here. Not long after deciding that the Yohei koi needed further

Early concerns over Yohei koi

Overlong pectoral fins.
Brassy lustre on Ogons.
High backed body line.
Unrefined colours



A sanke that got a lot of attention.

ing that time they had grown on average 1 cm a week. All in all there were 40 koi, mostly Sanke with a few Kohaku and I think just a couple of Shiro Utsuri and Showa.

Before we started Christine was given a quick overview of Yohei characteristics. During her crash-course I overheard that Yohei was now breeding from f4 x f2 Hybrids and I believed I could already see the difference this had made.

The Tategoi were all swimming in one of the main sales ponds and Deron decided that we (he wanted to play too) should take it in turns to pick a koi for further inspection and put them into a large blue bowl. We reckoned that a dozen should be enough to start with and one by one we selected koi until the bowl had the required number. One of my early picks was a perfectly complete Kohaku that was show-circuit ready already (in my opinion). It didn't have a lot to do other than grow bigger but I just wanted to have a good look at it close up. This is one of the perks of being a judge and I wasn't about to let a tategoi competition deprive me of the pleasure. Both Christine and I then had other picks re-

fused as not being in the competition. We later found out that these were higher grade koi swimming in the pond, and approximately double the value of the competition koi.

Amongst my picks was one that I made my number 1 choice very early on. However, after collecting 12 koi for consideration we then went through a process of elimination to whittle the selection down. Deron used this opportunity to explain the decisions and impart information to his customers that were gathered around. Eventually each of us settled on a top three. Christine and I had the same three but we disagreed over the order of first and second. Deron agreed with Christine but had a different third. We then explained our decisions and answered questions before Deron gave the final verdict. The breeder's number one was Christine's choice and mine had been voted number two.


All the time we'd been discussing the koi we (Christine and I) were unaware that some of these koi had already been sold and that their owners were listening to every word. Fortunately our decisions were arrived at by focusing on the positives and both of us got to meet the owner's of the koi we'd selected. My choice was chosen by its young owner

investigation, Deron sent me an e-mail. By the time it arrived I had also been informed that there had been some Yohei Koi successes at the North East Koi Show held a week later than ours.

However, Deron's e-mail was an invite to judge tategoi. We BKKS' judges do not judge tategoi. We are trained to judge koi 'on the day'. Tategoi are speculative, especially if you don't know anything about the development of the koi or the breed's traits. I was preparing to decline the invitation when I read that the koi I'd be looking at had already been judged by the breeder's son Matoru Nagasaki and very recently too, i.e. only a few days earlier and in the UK!

This put a different light on things. It was no longer speculative; there was a finite answer and the chance that I'd learn a thing or two into the bargain; so I accepted. Deron asked if I could get another judge involved, preferably from the continent but there just wasn't enough time so I asked Christine Woolger if she'd join in. She'd judged in Holland and South Africa earlier in the year and still had the remnants of a tan, so she half fitted the bill.

So, on the 31st October we turned up at *Select Nishikigoi* to face the challenge. The particular koi we were judging had arrived in the country at the end of August and had spent the intervening time in Deron's 38,000gallon mudpond. Dur-



Miles Stockman who received a framed Koi painting from a Japanese artist local to Koi No Yohei.. The winning koi was owned by Andy Phillips who turned up a little later to collect the koi, the winners trophy and a snog with Christine plus the main prize of a very young Koi NoYohei Kohaku, just 120days old but already 24cms long.

Several of the observers came over at the end to ask questions and show their appreciation. I had been so absorbed in the process of selecting the winners that I hadn't given much thought to those looking on. But like me they seemed to enjoy their day.

I left *Select Nishikigoi* richer for the experience. The exercise proved to me that Koi- no-Yohei's Hybrid Koi are going to become a feature of the show circuit and their new bodyline won't be an issue in the smaller sizes and it could even prove to be an asset once they get amongst the larger sizes – I'm looking forward to seeing that proven.

Until this exercise I hadn't realised how ingrained in judging I had become. I've always chosen my own koi with an eye to how they will look in the future and I thought that would be the way I'd approach this task. But as soon as Christine and I exchanged a word over the vat the 'Judge mode' kicked in.



Christine and Andy Phillips.

The other lesson was that judging tategoi in general terms is still not a good idea. Without specific knowledge of the breed and the breeder it is still just guesswork.

The JSC training took years to knock choosing the koi I'd buy out of me and teaching me how to select the best koi on the day. If we hadn't have had the benchmark of the breeders choice for comparison this whole exercise would have been a personal waste of time.

However, as it was it ended up a fun day out and I learned a few things and enjoyed myself. Given the same set of circumstances I'd do it all again.

Thanks to Deron and *Select Nishikigoi* for an educational and enjoyable afternoon.

2009 Show successes

South East International Koi Show 2009

1st in size 4 Sanke (Hybrid Koi) Roy Voller

1st in size 1 Sanke (Hybrid Koi) Alan Robson
3rd in size 1 overall (Hybrid Koi) Alan Robson

1st in size 3 Tancho (Hybrid Koi) Lee Jeffrey

North East Koi Show 2009

1st in Size 3 Sanke (Hybrid Koi) John Hellens
1st in Size 3 Overall (Hybrid Koi) John Hellens



Miles Stockman and prize.



1st prize. 120 days old and 24cms

Opportunity of a lifetime!

Fully operational Koi farm in Bloemfontein for sale

- Koi sales section with offices
- New isolated breeding facility
- 4 500m² ground ponds fully stocked with breeding and grow-on stock with own ground water
- All koi varieties, but primarily Kohaku specialists (75% Sensuke / 25% Danichi bloodline).
- Expert staff to maintain and run the facility
- Guaranteed disease free
- Crime-free area (we have an alarm for show!)

Cape Dutch homestead included

Fruit and nut trees, geese, ample outbuildings and workers' accommodation for further expansion. Another 3,5 hectares for whatever you fancy

Start your second life here!

For references and more detail e-mail Pierre: pjjordaan@sahcp.com

What's the difference?

Answer on page 10



Tien Kleine Koi

Tien kleine Koi, vlug in een zak gemikt.
Na aankomst bij de vijver, bleek er een gestikt.

Negen kleine Koi, direct maar in de vijver,
Een werd bevangen door de kou en was dus toch geen blijver.

Acht kleine Koi, goed water was het niet.
De zwakste van het hele stel werd slachtoffer van een parasite.

Zeven kleine Koi, ze kregen zat tee ten.
Toch heft de grootste van het hele stel, de kleinste opgegeten.

Zes kleine Koi, zagen wat landen op de steiger.
Eentje lette niet goed op en werd voer voor de reiger.

Vijf kleine Koi, het water werd wat beter.
Toch ging er eentje zomaar dood, dat klopte voor geen meter.

Vier kleine Koi, aan't spelen in de plas.
Ze deden dat erg enthousiast, een landde in het gras.

Drie kleine Koi als visjes in het water.
Totdat ere en dicht bij de kant, ten prooi viel aan een kater.

Twee kleine Koi, ondanks goed eten toch niet slimmer,
De gulzigste van deze twee belande in de skimmer.

Een kleine Koi, werd in zijn eentje groot.
Hij zwemt daar nu al jaren rond en is nog lang niet dood.

If you want a translation - turn to page 14

HIGOI anyone?

After the success of the Hybrid Koi, Deron Simons MD of Select Nishikigoi (see pages 2 - 4) is currently investigating another breeder that is striving to push back the boundaries and create better and bigger Koi.

This time it is a breeder that has been using a famous 113cm Benigoi that won an All Japan Jumbo prize as an oyagoi for creating a new bloodline for Sanke and Showa.

This enterprise was begun by a koi hobbyist called Shigeyuki Higashi from Gifu Prefecture who eventually sold two F1 offspring to a Mr Takahashi near Tokyo six years ago who has been refining this bloodline ever since.

They are referring to these koi as "Higois" but like the term "Hybrid Koi" this is a brand name not a variety. Early reports of the current tosa are indicating jumbo proportions and good beni.

Deron will be visiting Messrs Higashi and Takahashi in the course of his current trip and plans to produce an article on his return.

We've seen the results of the early Magoi influence on Matsunosuke koi. Some of us have had the good fortune to see the progress the Hybrid (white magoi) koi have made. A Benigoi of such stature seems a likely source of potential. Time will tell.



Select Nishikigoi - a Hybrid Koi Dealership !
Half Koi shop - half Art Gallery.

Most tropical fish are ectothermic. In other words their body temperature is approximately equal to that of the surrounding water. Consequently, as temperature changes it has a profound effect on them. Principally, a rise in temperature will increase metabolic rate – a phenomenon described by ‘Q10’ (temperature coefficient) theory. This predicts that for every 10°C rise in temperature, the metabolic rate will approximately double. In fish, metabolic rates multiply by 1.65 to 2.7 for every 10°C rise in temperature (Halver & Hardy, 2002).

Optimum temperatures

All fish have an optimum temperature range, over which they theoretically perform best (in terms of growth rates, immune function etc). For warm water (tropical) fish, this is usually within the range of 23 – 32°C. For example, the ideal temperature for farming Nile tilapia is 30.5°C, and for Channel catfish it is 29.5°C.

Different tropical fish will live in different temperatures in the wild, although usually within the range mentioned above (although there are exceptions of course). They may enjoy a constant temperature year-round, or experience seasonal fluctuations. Those from more stable environments will be more sensitive to inappropriate temperatures in an aquarium. In most cases, a stable temperature within the range 24-28°C is recommended for tropical fish.

Temperature and breeding

Many aquarists enjoy breeding their fish, and temperature can play an important role in this. For example, a cooling of the water can recreate the effect of heavy rainfall, and trigger spawning in some species. In addition, the quality, quantity, and development times of the eggs, and even the ratio of males to females, can be affected by the prevailing temperature.

For example, Dr Uwe Romer, in his Cichlid Atlas, reports on the effects of temperature of numerous Apistogramma species. He found that survival of *A.cacatuoides* fry was greatest within the range 24-27°C, and that the proportion of males in a clutch increased as the temperature was increased from 20 – 30°C. Out of 33 species, he determined that there was a statistical link between temperature and sex ratio.

Nwosu and Holzlohner (2000) investigated the effect of temperature on egg development in a warm water catfish – *Heterobranchus longifiliis*. At 20°C and 30°C no eggs hatched, and only minimal hatching was achieved at 23°C and 29°C. The optimum hatching rate was achieved at 25°C and 27°C, which corresponded to the ambient temperature during the fish’s breeding season.

Studies like these demonstrate that for successful breeding projects, even more careful control of temperature is important. A couple of degrees could mean the difference between success and failure.

Temperature and feeding

Because metabolic rates increase at high temperatures, so does a koi’s requirement for energy and nutrients. In addition their capacity to grow increases, as they are able to convert nutrients into new body mass at a faster rate. High protein and energy growth foods can therefore be fed in the summer months, to improve growth rates and help koi deposit sufficient energy reserves for cooler parts of the year. Feeding rates will also increase, as koi consume a greater volume of food to increase their energy and nutrient intake.

Winter brings its own challenges, as koi become less active and require reduced quantities of food. Firstly, the quantity of food given to them should be reduced, and you will notice that they consume less at feeding time. However, don’t stop feeding them – if they are active and searching for it, a small amount of food will maintain their energy reserves. Research has shown that starving fish during the winter leads to decreased energy reserves, and increased susceptibility to disease. Critically, koi re-

quire energy reserves of around 6-8MJ/kg for maximum health, and >5% body fat. The quality of the food fed during the winter must also change. Wheatgerm is especially digestible at low temperatures, and it provides essential nutrients and fibre to improve condition and aid the passage of food through the gut. Wheatgerm-based foods are usually used once water temperatures reach 10-12°C.

Temperature and oxygen supply

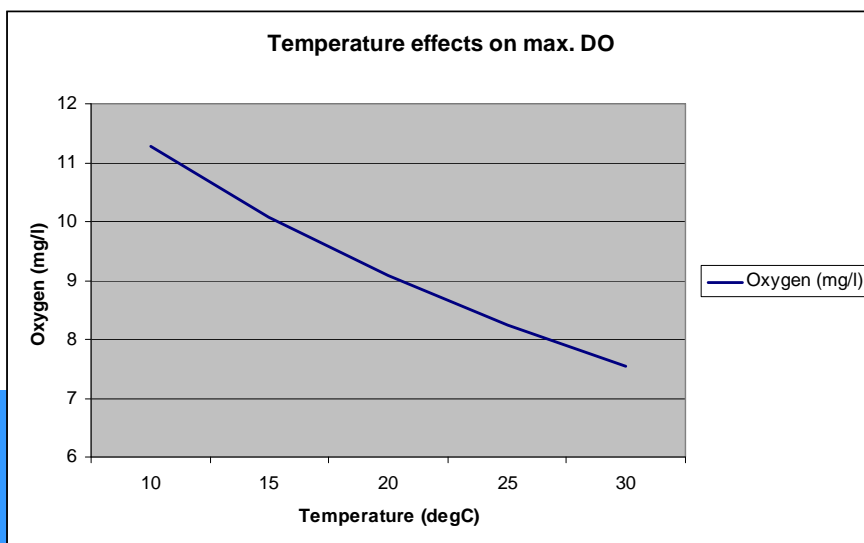
One of the most profound effects of temperature is to the supply of oxygen to our fish. To understand this, it is important to bear these points in mind:

High temperatures increase oxygen demand, as metabolic rates are higher
High temperatures reduce the oxygen content of water

High temperatures reduce the capacity of fish’s blood to carry oxygen

So, at high temperatures oxygen levels are lower, right when fish need more of it. This is why above a certain temperature growth rates will slow, and koi may go off their food – they are simply unable to obtain sufficient oxygen to support such a high level of activity.

Consequently, it is essential to provide high levels of aeration in the summer. It is also a good idea to test for oxygen using a liquid kit or electronic probe. Do this first thing in the morning, as overnight oxygen levels will be at their lowest if the pond is heavily planted or plagued with algae. Levels should also be checked in the afternoon, at 2-4 hours after feeding. This is because in unplanted and algae-free ponds, oxygen levels are likely to be lowest following feeding, when koi are using additional oxygen to digest and process their meal.



Low temperatures are less of a problem when it comes to oxygen supply, although very sudden and dramatic cooling of the water can impair respiration and lead to oxygen starvation. Additionally, if ice forms over the pond then this will prevent oxygen from diffusing into the water, which is why you must always keep a part of the pond ice-free.

Temperature and filtration

The nitrifying bacteria in pond filters are affected by temperature in much the same way as our fish. All things being equal, an increase in temperature will lead to an increase in activity. This is beneficial, as koi produce more waste in the summer when they are feeding more. Having said this, recent work (Chen et al, 2006) has suggested that this relationship is not quite so straightforward. In most biological filters the bacteria live in a biofilm, through which oxygen has to diffuse. At higher temperatures, when oxygen concentrations fall, the amount of oxygen that diffuses through to the bacteria will decrease. This can limit the positive effect of temperature on ammonia and nitrite removal. High rates of nitrification can be maintained by vigorous aeration, especially just before the water enters the biological filter media.

Filter bacteria are also active in the winter (down to 2°C), although at a much reduced rate. This means that the small amount of ammonia produced by fish at this time of year can still be removed. It is for this reason that filters should not be turned off during the winter months, unless absolutely essential.

Temperature and water quality

In addition to its effects on oxygen levels, temperature affects water quality in other ways. For example, the amount of ammonia present in its toxic unionised form (NH₃) increases as temperatures rise (see chart). Therefore it is even more important to ensure your filter is kept in good working order through the summer.

Temperature will also influence water quality through its effects on algae and plant growth. In well-planted, or algae-rich ponds, there is an on-going day/night cycle of photosynthesis and respiration. During the day plants and algae are net consumers of carbon dioxide and producers of oxygen. At night, when photosynthesis stops, they become net consumers of oxygen and producers of carbon dioxide. In warm water this effect is most intense, leading to fluctuating carbon dioxide levels. Because carbon dioxide forms carbonic acid in water, it lowers the pH. This can

lead to the pH level rising during the day, and then falling at night. The severity of this effect depends on the amount of algae / plants, and also on the buffering capacity of the water. The buffering capacity can be measured by testing the carbonate hardness (KH) level. If it is low (<2-3° dH), daily changes in pH are likely. KH will deplete more rapidly in the summer, as it is used by filter bacteria to remove ammonia. It is therefore important to test KH and pH regularly in warmer weather, especially if your pond is well-planted or prone to algae.

Temperature and disease

As you might expect, temperature also governs the lives of various pathogens (disease-causing organisms) in the pond. Just like fish, different pathogens have preferred temperatures at which they are most able to cause infection. Commonly, the warmer the temperature, the more capable they are of infecting our fish. However, this is balanced by the increased activity of a fish's immune system at warmer temperatures.

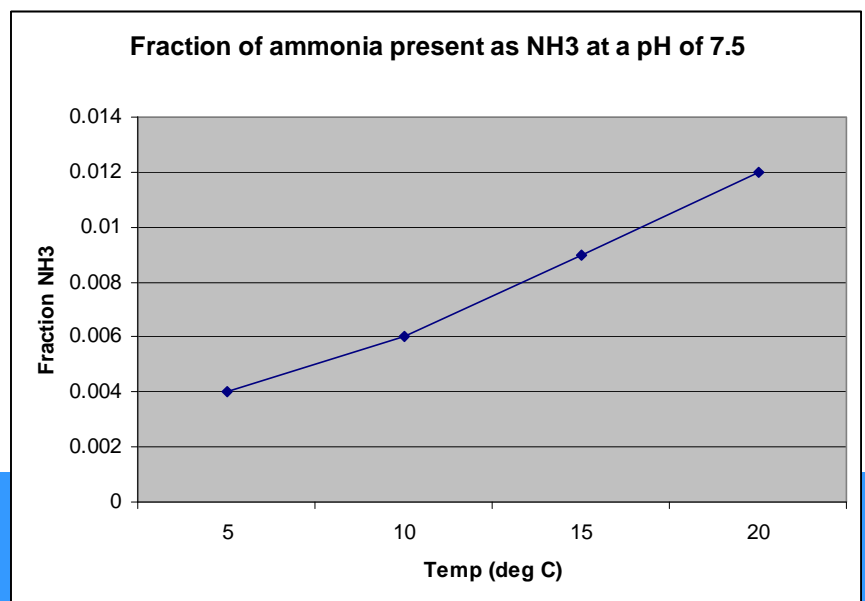
Whitespot (Ichthyophthirius) is a good example of a parasite affected by water temperature. In order to multiply it has to complete a life-cycle which is only partly spent on the fish. This life-cycle may take 5 weeks at 10°C, but only 3-4 days at 21°C. Therefore, its capacity to multiply is improved as temperatures rise (to an upper limit). For healthy fish, this is not necessarily bad news though. Below 14°C the specific immune system does not function properly (Morvan et al, 1998), in other words any memory response (i.e. based on previous exposure to the parasite) will be impaired. However, the long life-cycle makes it harder for the parasite to dominate. At higher temperatures, the specific

immune system is working more effectively, and along with non-specific immunity is able to deal with low-level infections. Higher temperatures also make it easier for us to treat whitespot, as it can only be affected during the part of its life-cycle when it is away from the fish. For example, formalin treatments should be carried out three times at 5 day intervals at 16°C, and three times at 14 day intervals at 10°C (Treves-Brown, 2000).

Problems tend to occur when fish become stressed over a pathogen's optimum temperature range, as this reduces their immune response. Pathogens that are adapted for causing infections at lower temperatures can also cause problems, as they are able to infect when the fish's immune system is still impaired. Problems in spring are especially common when temperatures begin to warm, as in addition to an immune system that is slower to respond, fish may be in a weakened state after the winter. This is why it's important to feed throughout the cooler months to maintain energy reserves.

References

- Chen et al (2006), *Aquacultural Engineering*, 34 (2006), 179-197
- Schaperclaus (1991), *Fish Diseases*
- Treves-Brown (2000), *Applied Fish Pharmacology*
- Halver & Hardy (2002), *Fish Nutrition*
- Brune, Tomasso (1991), *Aquaculture and Water Quality*
- Morvan et al (1998), *The Journal of Experimental Biology*, 201, 165-168



Continued from page 8

Top Temperature Tips

Acclimate fish slowly to temperature changes of more than a few degrees, e.g. when adding a new fish to your pond (remember that fish kept in indoor poly-tunnels and greenhouses may be used to water that is 5°C warmer or more than your pond).

Don't skimp on aeration – at high summer temperatures it can make the difference between healthy, growing fish and sick fish.

Feed appropriately for the time of year – wheatgerm foods in the winter, growth foods in the summer.

Test water more frequently in the summer, and also in the spring when filters are adapting to higher waste levels.




CONGRATULATIONS.

Congratulations to Vaughan Lawrence and Chris Jankovich the newly elected Chairman and Vice Chairman of the KwaZulu Natal Chapter of SAKKS.

Visitors to the KZN Show will be familiar with both of these guys. Vaughan is one of the guys that runs the evening brais (barbecues) and his better half, Cynthia runs the Hospitality tent. Vaughan's also responsible for the show electrics and a fanatical Sharks fan.

Chris has to travel over 100km to attend committee meetings but that hasn't stopped him from being a committee member for over 3 years. In South Africa he is famous for never being photographed without a beer in his hand, but for us foreigners he will always be remembered for being half of the KZN pair that ran the auction at the 2009 SAKKS National where they persuaded Chris Woolger to take her shirt off! Sorry, but there isn't room for that photograph.



**SAVE THESE
DATES**

Saturday March 20, and Sunday March 21, 2010

**ZNA SoCal 36th Annual Koi
Show**

Gardena Civic Center

Watch this site for further information.

This article first appeared in the Jan-Feb edition of the KZN Newsletter.



The koi is carefully lifted above the water, holding it as shown in the photograph on the left. Holding the koi to the side of the bowl, the breeder feels the pectoral fins and fin bones, as well as the gill plates. Males have a rough gritty surface on the gill plates and pectoral fins. Females have smooth surfaces. This is best done when water temperatures are above 20 degrees C and only applies to mature koi not Tosai.



The breeder then carefully turns the koi onto its back out of the water and again supporting it on the side of the bowl. He looks carefully at the shape of the vent and then gently moves his hand towards the tail area to see if there is any sperm comes out, indicating it is a male. The vent shape of a female koi is rounded and slightly protruding, whilst that of a male is more oblong in shape and less likely to protruding as much.



All photographs courtesy of Jeroen Dregmans (NVN)

Niigata Nishikigoi Digest
Download your free copy today

Niigata Nishikigoi Digest is a free monthly e-magazine telling you all you could want to know about Niigata and it's Nishikigoi, including features on some of the world's leading breeders. To download your copy visit www.niigata-nishikigoi.com

NISHIKIGOI MONDO
All about Nishikigoi in the form of Q & A

Satoru Hoshino
Shuji Fujita

A remarkable piece of work in which 18 leading experts answer more than 2,000 questions about Nishikigoi, the national fish of Japan

Answer to question on page 5.
About 6,000 miles. Left photo = Somerset UK
Right photo = Yamakoshi

Niigata Nishikigoi.com "Looking forward to 2010"

On 3rd December I received an e-mail which threatened to blow a hole right through my life in Ojiya, and my plans for 2010 and beyond. The e-mail was from Yoshi Takada, CEO of NABA Corporation, my employer in Japan since October 2008 and advised that due to financial difficulties the company could no longer continue to employ me and would terminate my contract at the end of December 2009. The bigger implication of this was that my 3 year working visa which had taken so much effort to obtain just 15 months before would also be terminated at the end of December 2009, as opposed to October 2011 as it was originally issued for.

Having spent 2 years building up a life in Ojiya to have it all come crashing down with just a couple of weeks notice before I was due to leave for the UK for Christmas and New Year was somewhat of a shock however, having invested so much time and effort into both the Yamakoshi Year blog and this site I was determined to find a way to continue what I've started.

My initial despair was soon lessened as word started to spread around about my situation. On hearing the news that I may have to leave Japan many breeders expressed shock and disappointment as they valued my work, one stating 'you work is so important to all of Niigata's breeders'. Likewise others working within the Niigata Nishikigoi industry expressed offers of support to finding a long term solution to enable me to carry on my work here.

Due to that support I'm pleased to say that I am indeed returning to Ojiya and will be back there on the 7th January.

So, what can you expect from Niigata-Nishikigoi.com for 2010?

- My blog will continue to bring regular reports and updates about what is going on
- I'll be working with more breeders than ever to provide updates
- The breeders guide will be developed to include more information about the listed breeders

ation about the listed breeders

- The Niigata guide will be further developed to provide essential information for visitors to the area
- Niigata Nishikigoi Digest, which potentially came to a halt with my impending return to the UK, will be relaunched in early 2010.

If you've enjoyed Niigata-Nishikigoi.com throughout the year, and The Yamakoshi Year blog before it, then please consider making a donation, however small, to support the site.

You can make a donation of any size through PayPal using the button on the site.

Mark Gardner.

Congratulations!

It's come to our attention that Niigata-Nishikigoi.com celebrated it's first anniversary on the 26th January.

The South East Koi Club would like to congratulate Mark on this wonderful achievement and thank him for his contributions to the hobby (especially our newsletters). Long may it continue.

Niigata Nishikigoi (Recent Visitor Map)

27th January 2010 19:29:12




Niigata-Nishikigoi's visitor map shows the world's Koi-kichi's distribution.

Brian Welch must have been asleep at the time!

新潟県中越地震復興祈念

鱒魚の祭典



新

朱鷺メッセ
展示ホール

潟



2010 第41回全日本総合錦鯉品評会

主催：全日本錦鯉振興会 後援：農林水産省・新潟県・東京府・新潟日報社・NHK新潟放送局・BSN新潟放送
NST新潟総合テレビ・TENYテレビ新潟・UX新潟テレビ21
会場：朱鷺メッセ 展示ホール 期日：2/6(土)午前9時～午後5時・2/7(日)午前9時～午後2時 入場料：無料



2010 NISHIKIGOI
of THE WORLD
The 41st Combined
Nishikigoi Show

NIIGATA

TOKI MESSE International
Exhibition Hall

6sat 7sun Feb. 2010

第40位
大友池坊重雄 DO部/昭和三色
藤木 文雄 (湖玉)

錦鯉飼料

生菌剤配合 - ひかり菌 -
PROBIOTICS ADDED

咲ひかり

Saki-Hikari
Breeder Preferred

品評会
で実績
そくそく



■ 生菌剤 - ひかり菌 (バチルス菌の一種) - を豊富に配合。

ひかり菌が活着しているから...

- 腸内で消化・吸収を促進
- 悪玉菌を排除
- 糞を分解して水質悪化を抑制

浮上:15kg入
沈下:20kg入

27アイテム

業務用
好評発売中!



Hikari

2kg入パック
育成用 浮上 (S)
育成用 浮上 (M)
色揚げ用 浮上 (S)
色揚げ用 浮上 (M)
増体用 浮上 (LM)
乾水混用 浮上 (M)

トーエネックシステムで考える 株式会社 養魚総合研究所 養魚部 新潟県
新潟県 新潟市 中央区 西 1-1-1 新潟ビル
tel.079-289-3171 (H) fax.079-282-8294
http://www.yorin-net.co.jp/

FEBRUARY

41st AJNPA Combined Show, 5-7th February, at Toki Messe, Niigata City, Japan.

Koi Club of San Diego Show, 12-14th February, at the Del Mar Fairgrounds, San Diego, USA.

1st East Midlands Koi Club Open Show, 20 - 21st February, at the Bretby Conference Centre, Burton on Trent. UK

MARCH

36th ZNA So Cal Annual Koi Show, 20&21st March, at Gardena, CA, USA.

APRIL

28th AJNPA Wakagoi Show, 2-4th April, at Sun Messe Tosu, Tsu City, Saga Prefecture.

SAKKS Free State Chapter Show, 12-13th April, Bloemfontein, Free State, RSA.

INTERKOI 2010/17th ZNA Germany (KLAN) Show, 24 & 25th April at Messe Niederrhein Rheinberg, Germany

MAY

SAKKS National Koi Show, 15-16th May, Cresta Centre, Randburg, Johannesburg, RSA.

3rd Asia Cup Koi Show, 15-17th May, contact apki@centrin.net.id for further details.

29th Koi Society of Australia (KSA) Show, 16th May, at Fairfield Show Ground, Fairfield, NSW, Australia.

29th AKCA 2010 Seminar, 19-23rd May, at the Millenium Maxwell House Hotel, Nashville, TN, USA.

20th Koi Society of Western Australia (KSWA) Show, 23rd May, at Cannington Greyhound Ground, Cannington nr Perth, WA, Australia.

South Hants BKKS Open Show, 30-31st May, Havant Leisure Centre, Civic Centre Road, Havant, Hampshire, PO9 2AY. UK

JUNE

Crouch Valley BKKS Closed Show, 11-13th Jun, at Barleylands, Barleylands Road, Billericay, Essex, CM11 2UP. UK

10th Oregon Koi & Watergarden Society Show, 12 & 13th June, at Sherms Thunderbird, NW Stewart Pkwy, Roseburg, Oregon.

35th BKKS National, 26 & 27th June, at Bingley Hall, Stafford Show Ground, Weston Rd, Stafford, ST18 0BD.

JULY

Essex Section BKKS Koi Show, 17 & 18th July, at Barleylands, Barleylands Road, Billericay, Essex, CM11 2UP. UK

SAKKS KwaZulu Natal Chapter Show, 24-25th July, Parkade C, Gateway Theatre of Shopping, Umhlanga Rocks, Durban. RSA.

AUGUST

SAKKS Free Eastern Cape Chapter Show, 7-8th August, East London, RSA.

18th NVN Koi Dagen (Holland Koi Show), 20-22nd August at Kasteltuin, Arcen nr Venlo. The Netherlands.

26th PNKCA Convention, 27-29th August Hosted by the Idaho Watergarden & Koi Society, Boise, Idaho, USA.

South East 24th Open Show, 29 & 30th August at Parkwood Hall School, Beechenlea Lane, Swanley, Kent. UK

SEPTEMBER

Midland Koi Association Closed Show, 11 & 12th September at Garden Organic, Ryton. UK

Birmingham & West Midlands Closed Show, 25 & 26th September at Highdown Nurseries, Sugarloaf lane, near Stourbridge DY10 3PA. UK

OCTOBER

18th annual Texas Koi & Fancy Goldfish Society Koi Show, 8 - 10th October in San Antonio, Texas. see www.texaskoi.com

NOVEMBER

46th ZNA All Japan Show in the Kochi Prefecture, Shikoku District. Dates tbc.

Thailand Koi Show, 27 & 28th November, venue TBD.

Translation is easy, making the bloody thing rhyme is another thing. We had to completely rebuild parts of the rhyme to make it work, please feel free to make it better, we do not know all your silly words:..

Joop van Tol & Marion de Vries.

Ten little Koi, packed at the shop in a haste.
One choked almost instantly and death is what he faced.

Nine little Koi, were put directly into the pond.
One was overcome by the cold and went on to a life beyond.

Eight little Koi, the water was not right.
The weakest of the lot became victim of a parasite.

Seven little Koi, there was enough to eat.
However, the biggest of the lot, used the smallest one to feed.

Six little Koi, saw something land on the pier.
One of them didn't see the heron that ended his career.

Five little Koi, the water became slightly better.
One of them spontaneously died, though nothing was the matter.

Four little Koi, one with a huge disorder.
Lost his way completely and landed on the border.

Three little Koi felt like fish in the water.
However one of them fell prey to a big cat's slaughter.

Two little Koi, both known as very good swimmer.
The strangest thing than happened, one landed in the skimmer.

One little Koi, had to face so many fears.
But he did overcome them all and will live for many more years.

About the South East Section.

The South East Section was founded in 1981 by a break away group from the London Section. It obtained Section status from the BKKS in 1982 and was expelled in 2009. It serves the counties of Kent, East Sussex, Surrey and Berkshire and the southern boroughs of London. It's neighbouring Koi Clubs are the South Kent to the south, Essex to the North, Worthing to the west and the MSB (Middlesex & Surrey Borders) to the northwest. The South East has a pretty stable membership generally numbering about 85 families. Almost since it's founding the SouthEast has participated in information exchange with overseas Koi clubs and continues to do so today.

Our 'Open' show is both an attraction to the UK Koi scene as well as Koi keepers from abroad. Every year the show attracts an increasing number of overseas visitors and through them a number of useful connections have been made which enhances our appreciation and understanding of the hobby. The show is always held on the August Public Holiday which generally falls on the last weekend of that month. Details can always be found on our web-site -

www.koi-clubs.com/SouthEast

The South East meets on every 4th Sunday of the month with the exception of December. Our meetings start at 2pm and we endeavour to have a speaker for 2 out of every 3 meetings. Those speakers generally cover Koi related subjects but occasionally we have one that diversifies a little e.g. Bonsai. Our current membership fees are £15 per family and details as well as a schedule of speakers can be found on our web-site.

South East contacts in regard to this E-Magazine are :-

Bernie Woollands - bernie@koipin.com
and
Brian Edwards - brianedw@hotmail.com

Koi Clubs participating in this exchange scheme are:-

- Nishikigoi Vereniging Nederland.
- Oregon Koi & Watergarden Soc.
- South African Koi Keepers Soc.
- NorCal Chapter ZNA (USA)
- Australian Koi Association AKA
- Mid Atlantic Koi Club
- Cambridge Koi Club
- ZNA Potomac Chapter
- Essex Section UK
- Texas Koi & Fancy Goldfish Soc.
- Cayman Island Koi Keepers
- Belgian Koi Society
- Banana Bar Koi Society.
- East Midlands Koi Club.
- North East Koi Club UK
- ZNA Guangdong Chapter.
- Southern Colorado Koi Club.
- KLAN (Germany)
- Koi Galen Sweden
- ZNA Viet Nam

