

HOT SPOT

英國錦鯉愛好會東南俱樂部



The E-Mag of the South East Section BKKS

- twinned with the :-

Oregon Koi & Watergarden Society.

The Nishikigoi Vereniging Nederland.

The South African Koi Keepers Society.

Partners in goodwill.

Issue 33
 Jene 2009



Inside this issue:

Martians are coming. South Hants Show	2-3
Why only in Japan	4-5
Underlining the educational message	5
Digestion.	6-7
What makes a SAKKS Judges?	8-9
The BKKS way	9
Der Telly Tubby filter	10
Gerry Preston R.IP.	11

Koi Clubs participating in this exchange scheme are:-

- **Nishikigoi Vereniging Nederland.**
- **Oregon Koi & Watergarden Soc.**
- **South African Koi Keepers Soc.**
- **NorCal Chapter ZNA (USA)**
- **Australian Koi Association AKA**
- **Mid Atlantic Koi Club**
- **Cambridge Koi Club**
- **ZNA Potomac Chapter**
- **Essex Section BKKS**
- **Texas Koi & Fancy Goldfish Soc.**
- **Cayman Island Koi Keepers**
- **Belgian Koi Society**
- **Banana Bar Koi Society.**
- **East Midlands Koi Club.**
- **North East Koi Club BKKS**
- **ZNA Guangdong Chapter.**
- **Southern Colorado Koi Club.**
- **KLAN (Germany)**
-

HOT SPOT is the

on-line version of the South East Section BKKS' newsletter called "Spotlight", suitably sanitised and denuded of in-house content to make it interesting for other Koi Clubs. However, it will also contain some occasional South East publicity.

"Hot Spot" will be a periodic publication i.e. it will get published when we have enough articles to fill it's 8 pages.

Copies of it will reside on the South East's website and will be distributed to other Koi Clubs who indulge us with an exchange of magazines or newsletters.

Articles taken from "Spotlight" are the copyright of the South East Section but may be used by clubs who participate in this exchange.

The original text and photos can be obtained via the editors whose details can be found on the back page.

Martians & Telly Tubbies ! and yet it's still a Koi mag.

Now in it's third year !

The Martians are coming !

A Koi keeping South African astrologer has e-mailed me the following news. By August the orbits of Mars and Earth will be at their closest distance in recorded history. Mars is affected by the gravitational pull of Jupiter and it is this that accounts for this once in a lifetime occurrence. The next time this event will occur will be in 2287 although another theory says not for another 6,000 years.

On August 27th Mars comes within 34,649,589 miles of Earth the closest distance between our two planets ever recorded and shortly before and after; Mars (The Red Planet) will be as visible in the night sky as the moon.

Now I as a very rational and logical human being do not see this as a coincidence. What event (or events) would trigger this phenomenon? The answer is obvious to any self respecting Koi-keeper. It's strategically planned to coincide with two of the best Koi events in European Koi keeping calendar - namely the NVN's and the South East Show. The former occurring on the 21st to the 23rd of August and the latter, the 30th & 31st. Coincidence? - I don't think so!

Now it stands to reason. If we can see Mars, conversely the Martians can see us. So we want everybody to be on their best behaviour at the shows, we want our exhibitors to


bring their best fish, likewise the dealers as we have to make sure our shows stand up to intergalactic inspection. We have a unique opportunity to introduce the hobby to aliens; we can't be seen to fail.

This won't be the first time little green men have been reported at the South East Show, but that was put down to Betty Steen's home made wine. This time it could be the real thing.

Who knows? Future Koi-Trekkers could be trekking into outer space and all due to the way we behave in 2009.

Be a part of history in the making. - attend these shows!.

The 2009 South Hants Show.



Grand Champion.



GC Owner and family

Role of Honour.

Grand Champion:

Sanke - Stuart & Sarah Toms

Mature Champion:

Showa - Trevor & Rowena Childs

Adult Champion:

Kinginrin - Ken Taylor

Young Champion:

Showa - Barrie & Keith Burkin

Baby Champion:

Showa - Matt Pearson.

Show Chairman - Glenys Cambridge.



Mature Champion




Adult Champion



Young Champion



Baby Champion



Left:
South East Member
Matt Pearson
Receiving Baby
Champion Award
from Bernie
Woollands.

The South Hants Koi Club's show always kicks off the UK Koi season and therefore it is eagerly awaited. Although this was their 18th Show it was the first at their new venue. Due to the uncertainty of the British weather the South Hants have always opted to hold their show indoors which is normally a good move. Sadly on this occasion the sun shone throughout the long weekend which made it difficult for the Show Committee to judge if the new venue was popular. However, it was certainly popular with those that did visit.

The show along with its dealers and craft stands was laid out like a indoor market with plenty of space to walk between and browse the vendors as well as view the exhibits on display.

The exhibitors, a mixture of local club members and some from neighbouring Koi clubs, some seasoned South Hants veterans and some showing for the first time.

The Grand Champion was an 85cm Momotaro Kohaku with a bit of a history having been first purchased by another UK hobbyist in Japan and then due to some sad personal circumstances was never collected. After being grown on for a couple of years in Japan it eventually returned to the UK where its owner Stuart Toms purchased it and raised it to its current size and standard. This was its first Show outing.

The Baby Champion is Matt Pearson's fourth Baby Champion success in three years with three different Koi. [Continued on page 5](#)

Why only in Japan?

James P Reilly

We have spent a lot of time here on NI exploring subjects like;

The natural history of wild carp to Nishikigoi. The appearance of nature's mutations to crosses of colors to, eventually, established varieties.

The key dates and people responsible for establishing the known varieties.

The history of koi in Japan over the last 150 years.

I'd like to now talk about the uniqueness of Japan as a place- the only place- that the evolution and refinement of common carp into uniquely colored carp could have occurred. I think it is safe to say that there is no one date where koi 'began' in Japan. And further, that there were progress points and cultural areas of support that may not be immediately credited or even identified with modern Nishikigoi. But nevertheless, these backdrops and events were essential if the few spotted brocaded carp brought to the Taisho exhibition in 1914 were ever to flourish across the entire country of Japan. This exhibition was not in blue tubs, by the way. It was held at the already existing- Shinobazu pond (a hint to the already omni-present culture surrounding the newly introduced carp).

For the metaphysical types who read NI and for the Buddhists in the crowd, it's probably not too much of a stretch to suggest that while Japan was borrowing all sorts of things via trade with the early Chinese and Korean nations, they were also importing thoughts and ideas. Included in these were the Chinese fables regarding carp in the form of myths and religious symbols. These stories were included in one of the very first written Japanese books called Kojiki produced in 620 AD. The fact that they were written in Chinese characters and in Chinese style is all we really need to know regarding the mixing of the mainland mythology into the Japanese culture.

And these newly imported thoughts and views melted well with local nature based religions since all seemed to have an underlying spiritual and artistic appreciation for the natural beauty of mountains, streams, water, trees and living creatures. This is perhaps one of the reasons that only in Japan could the koi have been created as something more than a pet. Indeed those who today feel it was just a matter of 'being in the right place at the right time', don't appreciate the series of unique human circumstances needed to create a complex of breeds which carrying a series of isolated and then selected mutations within individual bodies.

So lets begin at the 'beginning' and explore

the culture needed to bring about koi-

The first thing required of course is the presence of carp! This is a problem as Japan have no indigenous species of carp! And although recent studies on the ancient lake Biwa's carp has revealed some interesting possible DNA exceptions to this established scientific belief, it is currently accepted that Carp was a phenomena of far away Eurasia, spreading westward into now modern China, modern Iran, Kazakhstan, Turkmenistan and Azerbaijan. From there, natural evolution created a few distinct carp- like but non 'common carp' species that moved naturally south into tropical Asia and stopped there.

And then beginning 2000 plus years ago, human activity stretched the modern common carp prototype (a western subspecies) even further west to Far off Korea and eventually Japan.

There is some debate as to whether the original migrants to Japan who crossed the great land bridge that once existed between ancient Japan and what is now modern Korea, had the where-with-all to transport carp, or carp eggs to the new land eventually named 'Wa'. This might give weight to the scientific debate that suggests the unique DNA of lake Biwa carp is proof that a unique carp did exist in Japan. But then again, DNA testing on koi suggests their core gene pool is soundly based on the western form of Common carp .

At this point the story of import into Japan becomes complicated as both mainland Asia (China and Korean) traded actively with Japan in both a direct way and through intermediaries of China like the tiny nation of Okinawa (then called Ryukyu). Much later in the 16th century (1543- 1641) the Europeans also arrived (initially in the form of Portuguese sailors) as major traders (Nanban trade period). And the record shows that the 'Barbarians' were restricted to a small harbor area called Nagasaki, to avoid 'contamination' of the main territories and their people from foreign influence, religion and direct trade. And as a fascinating side note, a few records talk of the rare golden carp that the foreigners brought to Japan that lived in the waters surrounding Nagasaki. The Danube is also home of a morph of 'golden carp' that exists to this day. The same line or just a coincidence? No one knows but it is interesting that these golden carp were associated with the water surrounding the foreigner's dwellings. And since the Portuguese were moving goods from China to Japan, the plot thickens! And might once again re-enforce the source of Japanese carp as China (the western form of common carp).

And although the internet has spread news of

recent DNA testing proving the nishikigoi was a direct descendent of the Western form of common carp (there is an eastern and western form) we hobbyists know this can't be perfectly accurate and as cut and dry as the research suggests as Doitsu carp are derived from Austrian Carp (an Eastern form of common carp). These fish were given by the Germans to the Japanese as a gift from one nation to another. And these fish were bred into the resident populations as well as into Carp due to their reputation for fast growth and hardiness. So at best we might say that the koi tested were from the Western form of common carp but maybe not all koi are from the western form?

The Japanese of course knew carp well by this point in their history as carp was a mainstay source of protein, especially for those away from the sea. It is important to realize here, that although Japan is surrounded by the oceans, the people of Japan live on series of isolated plateaus surrounded by mountain ranges. This is why Japanese are so congregated and relatively walled off internally from other areas. And probably yet another reason for the varied unique art and cultural variations from region to region. And as people were isolated so too were their food carp!

So this is the history of how carp found their way to Japan- many ways !

As for the human culture that spawned the great interest in carp as a symbol and not just a meal, we need to look, not at what was brought into the country by merchants in the way of goods, but what was learned by traveling 'outside Japan'. The 4th -6th century was a time of very active importation of culture from China, for the Japanese. They of course, had a language (an Altaic based language related to Mongolian, Korean) and primitive native religions but no written language (earliest 57 AD but not in common use until the 6th century) or refinement of culture. Indeed until the 2nd century they were mostly warring clans of more than 100 'states' until a unification came under the Yamato kings in the 3rd -6th century. China was the center of the Asian universe from the 5th -9th century and could be looked at as the "Rome" of Asia. And it was during this time that the Japanese would live in China for years at a time organizing trade and government relations. And it was the Japanese culture that profited most from this association in that along with goods bought and sold came institutions and profound fundamental cultural influences. Yet this massive influence did not turn the Japanese into Chinese people! Instead the heavy influence of China and it rich culture was absorbed into the framework of Japanese traditions.

The ancient religion of the Japanese (actually

of the Korean tribes that migrated to Japan) is Shintoism. This was 'the way of the gods' and it focuses was/is on ancestors and spirits of nature- a form of creationist religion. But the influence of Buddhism (from 552 AD on) and it's often associated Zen inclusions are significant on the Japanese culture, including it's first religion. The Zen Garden exists because of both religions. And it was in this world of mixed religions in which the serene pond and perfect garden emerges. If trade provided the carp themselves, then religion provided the pond setting for the pampered carp to be displayed in ! And more importantly, a predisposition within the population for acceptance of the colored carp as a natural wonder. It is not my attempt to turn this article into a paper of comparative religions! But it is a mixture of Zen, a loose religion that does not base itself in written text, that matches well with the clans' religion of Shintoism and it's spiritual appreciation of nature . Both are without written scripture of any kind or any single doctrine , both are based in quite contemplation at a stationary place and often that stationary place is in a temple or shrine in a garden setting - and both are in connection with nature or a peaceful place. Eventually a country made rich from another finds a national need for self identity. This lead to a nationalist movement to re-discovery

and re-establish among other things, Shintoism. And to lessen influences of Buddhism and Confucism as the national religions. It is hardly imaginable that carp, in the modern and unique form of nishikigoi, would have expanded beyond the mountain farms if not for the establishment of temples and garden ponds centuries before. And finally, from a practical stand point, it was these ponds in temples , castles, palaces and food ponds that allowed for the collection and display of first, carp and eventually a collection of natural mutations. China also represented wealth and success. And this also worked it's way into the Japanese cultural psyche which, until then, was primarily about securing land and 'others' rice fields. As religion and wealth grew, so did gardens as art forms , along with other high art forms within the garden. The principles of apprenticeship/ master program, as in Europe, became common in the schools of art. And at one point, the capital city of Kyoto (Mount Hiei) housed many schools of artistic training from the martial arts to fine calligraphy. Indeed, these groups at one point became part of the upper class as Art was the center of Japanese culture. The pursuit of excellence arises from this system. Another key element of support in a 200 year breeding program. This is one reason why and how koi easily became living art and not just a successful breeding program. There is a word in Japanese

, 'Miyabi' which means, an appreciation of fine things of beauty. No where else could this be seen more clearly than in the creation of the 14 nishikigoi varieties. Wealth in China, Korea and Japan is also responsible for a golden age of garden construction and elevation of temples and gardens as public symbols of national success , established religion and pious pursuit. In Japan, a place to PUT nishikigoi when they arrive as well as a setting for isolating mutant gene pools is another 'first' step in the ' long' journey (To be a little bit ' Taoist ' myself!) So now we have the subject (carp) and the place for distribution of product (garden ponds) and a culture that admires the subject (carp as a mythical symbol) and admiration for national cultural art (nishikigoi, a unique product of Japan) and a philosophy of excellence (a competition to improve the varieties). The very word 'Gosanke' is based in the history of the "Big Three" meaning the 3 families or heirs that could continue the line of the first Shogun. This is the history of Japan and as a result, Japan is the only place that the lowly carp could become the colorful nishikigoi. In this sense, Japan is the only place the ambitious carp actually did become the admired and successful scaled dragon. - JR

Underlining the educational message.



Photo courtesy of Tamash Brooks Koi Carp Magazine.

Imagine the horror of going to your first koi show and having a bag burst just as you were about to get your koi benched. Well it happened at the recent South Hants show and instead of turning a problem into a crisis their staff quickly got the situation under control and sorted out in a very timely manner that was a credit to Show Chair Glenys Cambridge and her crew. A lesson for all to double bag Koi for transport.

But as well as being cool heads in a crisis they are well known for their innovation and sense of humour. They are also one of the clubs that put education high on the list of their priorities. Their shows are renowned for the small A4 posters that decorate their centre ring covering the basics of Koi keeping and explaining some of the terminology. They are also known for the efficiency of their prize giving, and their exquisite taste in celebrities to present them <wink>.

Come prize giving the exhibitor was called up for a special presentation of a set of plastic bags complete with rubber bands and a bespoke certificate.

I'd guess that it's educational message won't be forgotten in a hurry.



英國東南地區錦鯉俱樂部

Digestion

Digestion is the process by which food is broken down into a format that can be utilised by the body. It involves a number of physical and chemical processes, and is essential for all animals, including Koi. The digestive system comprises a number of different components that contribute to digestion. Koi are included amongst the most versatile of fishes when it comes to diet, as they possess a digestive system capable of extracting nutrition from a wide range of foods. They are described as 'euryphagous omnivores', which basically means they can consume a wide range of plant and animal matter.

Elements of the digestive system

Alimentary canal

The digestive system centres around the alimentary canal (gut), which starts with the mouth and ends with the anus. Koi do not have teeth on the jaws – fortunate seeing as we like to hand-feed them. Instead they possess powerful teeth, the pharyngeals, located in the area at the back of the mouth where the gills are situated (the pharynx). These grind against a bony pad, and are used for breaking up food particles before they are swallowed. This physical processing helps to break food up, exposing more of its contents for chemical breakdown.

The length of the alimentary canal is often related to the feeding habits of the species. Although it doesn't always hold true, the longer it is in proportion to the size of the fish, the more able it is to extract nutrients from poor quality foods. Relative Gut Length (RGL) is the ratio of gut length to body length. Carnivorous fish generally have a RGL of below 1, as they consume very good quality foods, whereas omnivores, such as Koi, typically have a RGL of 2-3. This can change depending on the diet the fish enjoys, with Koi fed on high quality pellets likely to have a lower RGL compared to wild carp feeding on nutrient-poor foods.

Unlike many fish, Koi do not possess a stomach. In fish with a stomach, its function is to physically break food up, and begin the chemical breakdown processes. In Koi, physical break up is achieved to some extent with the pharyngeals, and all chemical processes occur in the intestine.

Having passed through the pharyngeal teeth, food passes down the oesophagus straight to the intestine. The oesophagus, as with the rest of the alimentary canal, is lined with mucus to protect it from damage, and to aid food passage. The walls of the alimentary canal contain two

muscle types – longitudinal and circular. These contract alternately in a motion called peristalsis, to keep food moving in the right direction.

Once in the intestine, food is broken down into small, usable components that can be absorbed into the body. The wall of the intestine is folded to increase its surface area, and lined with cells (enterocytes) that absorb and further process these components. From these cells, nutrients are passed into the bloodstream. Undigested or unusable parts of the ingested food are eventually passed as faeces. The amount of faeces is therefore linked to the quality and quantity of food given. Fish eating nutrient-poor foods will therefore produce more solid waste per unit of food eaten, compared to those fed a good quality, nutrient-rich diet.

Associated organs

A number of organs associated with the alimentary canal play a key role in digestion. The pancreas produces a number of important enzymes (protein molecules) that accelerate nutrient breakdown, as well as releasing bicarbonate into the intestine to maintain an alkaline environment. The liver produces bile, a blue-green substance containing various salts, pigments, cholesterol, and other waste products. This is stored in the gall bladder, and released into the intestine when food is present. It helps to break up fats, making them more accessible to enzymatic breakdown.

Nutrient breakdown

In order to gain benefit from a food, Koi must be able to release the nutrients it contains and absorb them. Of key concern are protein, lipid (oils & fats) and carbohydrate, which supply nutrients and/or energy for growth, health and vitality. These nutrients have to be broken down into their constituent parts, before they can be absorbed into the body. To do this, various enzymes are produced by the pancreas and intestinal cells.

Protein digestion

Proteins are made up smaller building blocks called amino acids. These need to be liberated from the protein in food, so they can be absorbed into the body. A selection of enzymes called proteases are used to do this. In Koi, one of the most important proteases is trypsin, produced by the pancreas. It is an endopeptidase, which means it attacks the middle of the protein molecule, splitting it into smaller chains of amino acids called polypeptides. The ends of these polypeptides are attacked by different enzymes called exopeptidases, further reducing

Rupert Bridges.

their size. Individual free amino acids, or very short polypeptides, can then be absorbed by the enterocytes. Within these cells, further metabolism and breakdown may occur, before the amino acids are finally passed into the bloodstream.

Carbohydrate digestion

Plants store carbohydrate as starch, which is the most significant form of carbohydrate in the diet of Koi. As with protein breakdown, the most important enzymes for starch breakdown are produced in the pancreas. The most significant of these carbohydrases is amylase, which breaks starch up into simpler sugars such as maltose. These sugars are then further digested into single sugars – monosaccharides – of which glucose is the most important. In Koi, the pancreas is also the main site of maltase production - the enzyme which breaks maltose down into glucose. This is in contrast to humans, where it is produced mainly in the intestine. Simpler sugars are absorbed into the enterocytes and then transported to the blood. The ability of fish to digest carbohydrates varies greatly, with carnivores such as trout being poor at it. Koi are especially good, with much higher levels of amylase than many species, and can efficiently use diets containing up to around 50% carbohydrate.

Lipid digestion

A large portion of the diet's lipid content is made up of triacylglycerides – lipids consisting of a monoacylglycerol plus three fatty acids. Lipids containing longer chain fatty acids are relatively insoluble, making them hard to digest. Bile assists by emulsifying lipids; breaking them into small droplets which are easier for enzymes to act upon. Enzymes that break lipids into monoacylglycerol and free fatty acids are called lipases. The pancreas is again an important source of these enzymes. The emulsified droplets are grouped into aggregations called micelles. Upon contact with the enterocytes, these micelles dissociate, allowing fatty acids and monoacylglycerols to diffuse into them. Here they are further processed and combined with proteins to form lipoproteins, which are transported to the bloodstream.

Koi, like many fish, can adjust the levels of different enzymes depending on their diet. Increasing protein, lipid, or carbohydrate levels can, within reason, lead to increases in the relevant enzymes. For example, a decrease in fish meal in the diet can lead to reduced protease activity, whereas an

increase in starch leads to increased amylase. Not all fish are the same, particularly with regard to amylase activity. In fact, many species, such as sturgeon, cannot adjust to increased carbohydrate levels, and too much can harm them.

Digestibility of Koi food

Good quality Koi foods are formulated to be highly digestible, in order to reduce the amount of solid waste produced by the fish, and to ensure they deliver sufficient nutrition for good health. There are a number of factors that affect digestibility, and their management can mean the difference between a good quality and poor quality food.

For example, there are hundreds of ingredients that can potentially be used to deliver the 40 or so nutrients needed by Koi. These vary in the quality and quantity of nutrients they contain, and in how easily they can be digested. For example, the digestibility of the protein contained in fish meal is around 86.4% for carp (*Cyprinus carpio*), in wheat-germ it is 93.6%, and in cottonseed meal it is 77% (Hertrampf, Piedad-Pascual, 2000). If protein is supplied with less digestible ingredients, the overall digestibility of the diet will be reduced. Unfortunately, this is not something you can read off the pack, which is why comparing diets on the basis of their stated protein content is not very useful. For a very good quality food, protein digestibility should ideally be around 90% or higher.

Some ingredients may also contain toxins or 'anti-nutritional' factors, which can actively impair the digestibility of the diet, or harm the fish. For example, untreated soybean meal contains factors that prevent trypsin from working properly. If used in a diet, it will therefore hinder protein digestion. When treated properly however, soybean meal can be an excellent ingredient for use in formulated foods.

The production process used to create the food is also important, as this can directly affect nutrient digestibility. For example, a good quality extrusion process should result in a product that is easy for the fish to eat, and which improves starch digestibility through increased gelatinisation.

For a species that has evolved to feed on such a wide variety of foods, it is not surprising that Koi have such an accomplished digestive system. However, because they seemingly are willing to eat anything, it is even more important for Koi keepers to ensure the food they are giving is of a good quality. Although the fish might seem to be happy on a particular

diet, it is important to ensure their condition is good, and that waste production is not excessive.

GLOSSARY

Alimentary canal – passage extending from mouth to anus

Pharyngeals – teeth located on the 5th gill arch

Pharynx – section leading from mouth to oesophagus

Oesophagus – part of the alimentary canal leading from the pharynx to the intestine

Peristalsis – alternate contraction and relaxation of the muscles in the alimentary canal

Enterocytes – cells that line the wall of the intestine

Enzymes – proteins that speed up the breakdown of nutrients into their component parts

Bile – blue-green liquid that emulsifies lipids

Proteases – enzymes that break proteins down

Endopeptidases – proteases that attack the middle of the protein molecule

Exopeptidases – proteases that attack the end of the protein molecule

Polypeptide – chain of amino acids

Carbohydrases – enzymes that break carbohydrates down

Amylase – enzyme that breaks starch down

Trypsin – enzyme that breaks protein down

Lipases – enzymes that break lipids down

Lipoproteins – a molecule made up of a protein containing a lipid

Gelatinisation – process in which starch is broken down, making it more digestible

References:

- Bond (1996), *Biology of Fishes*, 2nd edition
- Bondi, Spandorf (1953), *The Action of the Digestive Enzymes of the Carp*
- Hidalgo, Urea, Sanz (1999), Comparative study of digestive enzymes in fish with different nutritional habits
- Halver, Hardy (2002), *Fish Nutrition*
- Hertrampf, Piedad-Pascual (2000), *Handbook of ingredients for aquaculture feeds*
- De Silva, Anderson (1998), *Fish Nutrition in Aquaculture*
- Jobling (1995), *Environmental Biology of Fishes*

For more information on koi & koi keeping:

www.koiexcellence.co.uk



TETRA KOI EXCELLENCE SA NATIONAL

KOISHOW

SAT, 25 JULY
 8am - 5pm
SUN, 26 JULY
 9pm - 2pm
 Venue: Parkade C
(Checkers Hyper / Super Spar Parking)

英國東南地區錦鯉俱樂部

What makes a SAKKS Judge?

Rene Schoenmaker

In recent times many questions have been asked on the following subjects:

How does one become a Koi judge?

What do the different levels or Gradings stand for and what guidelines do they use when upgrading?

What is the Judges Standard Committee and who are on this Committee?

What is required of a Judge?

These are 4 very valid and important questions, which I will try and explain to the best of my abilities.

What do you need in order to become a koi judge?

First and foremost lots of spare time, lots of enthusiasm and very important- a love for koi that exceeds the normal.

These are 3 of the most important criteria to become a koi judge, add to that a desire to give back to the hobby for what you get out of it and we have a potential judge in the making.

As I said this is the beginning, then comes the hard graft of learning the theory and then getting the practical experience of judging koi. There are also numerous exams that need to be written and an original research paper about a specific subject relating to koi appreciation and judging has to be submitted to the Judges Certification Committee.

Piece of cake you would say! Maybe true, only the above takes close on 2 to 3 years to complete and includes many travels (at ones own cost) looking at as many Koi as you can and be willing to learn from the more experienced guys around. Also one very important aspect is Koi Etiquette, this means putting in time to give lectures, write articles and behave properly as a judge should do. One becomes a role model and one needs to act as one as well not only when judging but in everything that you do.

If you have successfully navigated through this 2-3 years as a SAKKS Trainee Judge, you become a SAKKS Grade C Judge, which automatically brings me to the second question.

What do the different levels and Gradings stand for and what guidelines and criteria are used when being considered for an upgrading.

Before I get there, we need to explain first

what are the criteria of the ZNA to become a koi judge. Very simply one has to judge 5 ZNA approved koi shows, excluding those within your own chapter inside of the country that one resides in, and attend and participate in a similar number of ZNA judging seminars. We however in SA decided that this is not enough as you will not have enough experience and therefore cannot be seen as a role model if you don't have the experience that is needed here and overseas. That is the reason behind us implementing the SAKKS Grades C, B and A Gradings.

So when the first part of the course as a Trainee Judge is successfully completed as written above, one becomes a SAKKS Grade C Judge. It unfortunately does not stop there, one needs to improve ones eye for Koi all the time and it is therefore imperative that one judges at least 2-3 shows a year. Also judges are required to keep on giving back to the hobby by writing articles etc etc.

This will improve their judging skills and will speed up the process of judging, as you will become more experienced in judging.

Every year all judges are judged on their judging abilities, commitment and their etiquette. Every year the Judges Certification Committee votes to decide which of the SAKKS Judges are at a level and worthy of upgrading to the next grading level. The outcome will than be discussed with the judge in question if he is upgraded and if not why not. The decision is made on reports that received about the specific judge on his judging abilities and overall participation in the hobby. This then may be discussed by all judges holding a higher grading as the judge in question and therefore very democratically done. Some judges will therefore be upgraded others not. It does in no way mean that the judge is not a good judge but there are then areas that still need improving and it is up to that particular judge to work extra hard on these points in order to be upgraded later. So one goes through the gradings as one gets to SAKKS Grade A judge. The next step up would be ZNA Local Certified, than ZNA Assistant Certified Judge and than the ultimate ZNA Certified Judge.

In my case before I got to my ZNA Local Certified status I judged over 20 shows attended and participated in over 15 ZNA judges seminars and it had taken me 7 years to get there. When the Judges Certification Committee decides that a certain Grade A judge is ready they have to endorse his achievements before a decision is made in Japan at a meeting of the ZNA Judges Certification Committee which meets always in January each year. At this stage we have 2 ZNA Local Certified

judges in our country Mr Brian Welch and myself. The next step is becoming a ZNA Assistant Certified Judge. This one becomes when you have judged at least 10 ZNA shows as a ZNA Local Certified Judge and 5 ZNA Seminars and then pass a practical ZNA Assistant Certified Judges exam which is held once a year in Tokyo Japan. To write the exam one has to go to Japan at your own expense in January and do a gruelling practical exam that if passed will earn you the status of ZNA Assistant Certified Judge. We have 2 of those judges in SA and there are only a handful of them outside Japan, namely Mr Mike Harvey and Mr Harry Bexcks. The next step is ZNA Certified Judge and at the time of writing this article only one person outside Japan has got this honour.

What is the Judging Standard Committee and the Judges Certification Committee and who are on these committees?

The Judging Standard Committee was formed to have uniformities in judging by keeping to the standards, to allocate the judges between the different shows so that every judge gets his fair share of judging opportunities, both local and overseas, and so can train his eye even more to move up the ranks in our team of judges. The standards are among the highest in the world; hence our judges are very popular around the world because of the high standard of professionalism.

The Judges Certification Committee members decide according to the rules who gets upgraded. All SAKKS Judges with a higher grading than the judge being considered for upgrading have a vote regarding that individual judges upgrading. So it is a very fair and democratic process whereby judges are assessed by their peers.

The Judges Standard Committee consist of the elected Judges in the country plus the National Chairman. At the present time Harry Beckx is the chairman and the rest of the committee consists of Mike Harvey, Brian Welch, myself and Kevin Till (as he is the present National Chairman).

What is required of a judge?

A judge should always be seen as unbiased, this in his judging and in his behaviour outside the judging ring. A judge should not be seen being favourable to any person or

business that could have any bearing on his judging abilities. A judge should judge any Koi always on its merits first before commenting on its demerits. A judge should always be open to share his/her knowledge and do as much as possible to promote the hobby of koi. This he or she should do through lectures, writing articles and being a role model for the society it represents. A ZNA judge cannot be a fulltime Koi dealer/ breeder. If he is or wants to become one he cannot be a ZNA judge.

I hope through this article there will be a better understanding of what it means to be/ become a judge and what we judges are our self judged on.

Thanks must go to Rene for explaining both the SAKKS and the ZNA Judges training programmes and for kicking off the following idea.

As this is an international newsletter I thought it would be worthwhile highlighting other judges training programmes.

So I've followed on with an overview of the BKKS one and next Month, Toen Feyen will describe the NVN's programme.

Other societies are invited to do likewise.

The BKKS way.

This is not going to be as eloquent as Rene's as he has already covered much of the ground work and therefore I can be more succinct,

The BKKS programme starts with an entrance exam which consists of three parts. The first, a paper, covering commonly used terminology, show rules and questions relating to their application in the field. The second is a benching test where a number of Koi photographs are shown and the examinees have to identify their variety and put them in the relevant show class. The last is a judging test where the examinee is shown a sequence of three Koi photographs. The examinee must place them in 1st, 2nd & 3rd order. Later on every examinee

will be asked to explain two or three of their decisions in a group discussion with their peers and their instructor. An overall pass-mark of above 70% is expected.

The successful examinees are then deemed Trainee judges and embark on a sequence of at least 6 shows where they are coached and assessed on a one-to-one basis by full judges in the field. It is in these on-the-job training sessions at shows where I believe the strength of the BKKS system is built.

At the end of the year the trainees will be assessed by all the judges they have judged with and a decision made about whether they have what it takes to continue. Like SAKKS, knowledge, ability, attitude and commitment are the keys to success.

The following years are the same as the first, they sit a yearly exam every spring and participate in 6 or more (8 - 10 is not uncommon) shows as a trainee, facing another yearly assessment in the autumn.

When the judges feel they are ready they are promoted to the next level, a Probationary Judge. At this stage the act like a full judge in the field, i.e. their vote is taken into consideration. However, their main task at this level is to demonstrate to the full judges that they can pass on their skills and knowledge. The BKKS Judges Training Programme is self perpetuating and there is no room for judges that cannot teach. Like the trainees, a probationer is assessed by the full judges every year. Once they are satisfied with the probationers abilities then promotion to full Judge occurs.

An additional part of the BKKS training programme is the compulsory work at the BKKS National Show where they refine their benching techniques.

In the time I have been in the programme, since 2003 I have witnessed the whole process take between 4 to 7 years and observed an attrition rate of just over 50%.

By the time a trainee has reached Probationer stage they will have accrued experience from on average 20+ UK Koi shows. During their time as Trainees they do not have any say in the decisions made at the shows they attend. Their opinion is sought but it does not constitute a vote. That only comes at the Probationary stage.

By the time a Probationer makes full judge it is fair to say that they will have experienced approximately 30 Koi shows.

If I put my own statistics up for comparison; at

this moment (May 2009), I have judged in one capacity or another a total of 53 Koi shows and only now do I feel a level of comfort. But this level of experience is well below that of my compatriots, some of whom have been in our programme for 20 years and many more have surpassed the 100 show mark.

Not that it is part of their curriculum or goes toward their eventual assessment, but many of the BKKS trainees in recent times have had the experience of judging at the Holland Koi Show. Amongst those fortunate to do so it has become known as the "Arcen Finishing School."

During those experiences every judging team I have been assigned to has contained a SAKKS judge. Some of whom I have had the fortunate experience of judging with on more than one occasion since. Unerringly we end up choosing the Koi. Our methods may be different but the experience we gain is approximately the same as are our results. Not so long ago I saw a post on the NI forum where Jim Reilly stated "I would say that it takes a good five years and a minimum of 25 shows to really get the decision rationalizations down".

I am hoping that Jim will read this and feel compelled to give us an overview of the American ZNA way. Like SAKKS I know they have enhanced the very basic ZNA requirement stated by Rene to ensure that their judges are fully equipped to deliver the correct verdict their exhibitors and exhibits deserve.

One final point that I know SAKKS and the BKKS share is their yearly judges meetings where they discuss new trends in Nishikigoi production thus keeping themselves up to date and calibrating their knowledge.

I look forward to hearing from other Societies.

Bern

The 2009 South East Judging Panel.

Producing this article made me examine the calibre of this year's team. It turned up quite an impressive CV. Their judging experience encompasses :-
13 different countries,
12 American states
400+ shows and judging careers dating back to 1992. Now that's both wide and deep.

Der Telly-tubby filter - every pond should have one!

Yes - the very latest must-have filtration system! May I introduce the "Telly-tubby filter" made and marketed by I & A of Holland.

Gone are the days of hiding your components away underground, behind walls or in purpose built houses. Now the trend is "Be seen", make a statement, blind your neighbours, display your day-glo bubble bead for all to see.....

Well, that could have been the marketing spiel and it probably would have been if the NVN had had their way. These bright objects are in fact blanks, just made to promote the goods by attracting peoples attention at European Koi Shows; and they certainly did that at the KLAN show in April.

Certain NVN members, who shall remain nameless, then hijacked one and held it to ransom on their own stand where they christened it the "Telly Tubby",



covered it in insulting remarks about the I & A staff and tried to persuade parents that it could double as a punishment chamber for their errant children.

Not content with hijacking it in Germany, the NVN are now planning to use and abuse all of the units in Arcen in a display that is a trade secret known only to a few.


Of course I know, but as the saying goes, "If I told you I'd have to kill you".

Just in case you have forgotten the dates of the Arcen show - it's the 21st to the 23rd of August, the weekend before the South East show on the 30th and 31st.

Maybe we could sell them to the Martians?

Rumour has it that EA are planning to make Nexus and Easypods in leopard spots, zebra stripes and RAF roundels.

You heard it here first folks.



Gerry Preston R.I.P.

Wednesday May 13th brought the sad news that Gerry Preston a pioneer of British Koi keeping passed away. Gerry was an early member of the South East Section and one of the founders of the MSB Section. A commercial illustrator by trade, but an artist at heart with an inquisitive mind and an outstanding ability to make complicated things look simple.

One of Gerry's professional successes was the advertising poster for Smarties that won universal acclaim in the 1960's. It featured a tube of Smarties tied in a knot and Gerry drew it by hand. On retirement Gerry used his artistic skills to paint Koi and several of his paintings were turned into limited edition prints. Some were extremely lifelike while others were more poster like, but all showed accurate representations of Koi in both body shape and variety characteristics such as his attention to detail.

But Gerry's main claim to fame were the articles that he produced, first for Spotlight, then for the BKKS Magazine in the old A5 format, and then in the Nishikigoi International magazines. One that is generally remembered by a lot of people was "If ammonia was purple". Water quality and filtration were two topics that Gerry made his own delving deeply into the science and then explaining it in layman's terms. He wasn't afraid of controversy either, being prepared to go into print and argue his case with anybody regardless of their status within the hobby. In fact the first time I ever met Gerry he was repudiating some of the claims being made about Zeolite. Would you believe that there were suggestions that you could replace all filter media with Zeolite and dispense with bio-filtration. Gerry was the first person I heard stating that Zeolite's ammonia absorbing ability had a finite limit. Something that we all know about today. Gerry's advice about Zeolite was to keep it as an emergency standby and for isolation vats while Koi were undergoing treatment. It was this idea that was the inspiration for the funnel filters that we use in our show vats to this day. Often imitated but never bettered - a bit like Gerry.

Rest in peace.



SOUTH EASTERN SECTION
30/31 AUG
AUGUST BANK HOLIDAY SUN & MON
PARKWOOD HALL SCHOOL
BEECHENLEA LANE, SWANLEY, KENT

Admission **£5.00**
CHILDREN UNDER 12 YEARS FREE –
IF ACCOMPANIED BY AN ADULT

KOI
OPEN SHOW
ENGLISH STYLE

UK's LEADING
KOI DEALERS
ARTS & CRAFTS

During this weekend there will be
displays by The British Reptile
and Amphibian Society

You are invited to join us at our 23rd Open Show, which promises to be an outstanding event.
There is ample free car parking and a licensed bar.
The venue is 5 minutes from junction 3, M25.
Show open: 9.30am-5pm, Sunday & Monday.
Benching: Saturday 10am-5pm, Sunday 8am-10.30am.
Judging: Sunday 1pm.
Presentations: Monday 3pm.

For further information and pre-booking forms to guarantee your vat contact:
Alan Archer: 01474 814889
Email: southeastshow@yahoo.co.uk



M25 JUNC 3
FOLLOW SIGNS
FOR SWANLEY

Koi Show dates

for the next 3 months



Send us your Koi show adverts and time and space permitting we will endeavour to run them for at least a couple of months before the show date.

We have two examples on the previous page, but the more the merrier.

Equally, we would like to see a show report after the event, be it just a pictorial review or a full blown article.

Let the International Koi Community know what awaits them somewhere else in the world.

June.

East Pennine BKKS Open Show, 6 & 7th June, at the Elsecar Heritage Centre, Elsecar nr Barnsley Yorks.

Worthing BKKS Open Show, 13&14th June, Patching & Clapham Village

3rd Belgian Koi Meeting (Koi@home show), 20&21st June, at Japanese Tuin, Hasselt, Limburg, Belgium.

BKKS National, 27 & 28th June, at Newark Showground, Newark, Nottinghamshire, UK. See www.bkks.co.uk

July.

Potteries & District Koi Show, 11&12th July, at Trentham Gardens, Stoke on Trent.

Essex Section Open Show, 18&19th July, at Avely Sports & Social Centre, Purfleet Road, Avely, Essex,

SAKKS NATIONAL Koi Show, 25-26th July, in Durban, KwaZulu-Natal, RSA.

29th ZNA Northwest Chapter Koi Show, 25-26th July, in Portland, Oregon, USA.

August.

Mid Staffs BKKS Closed Show, 2nd August, at Holybush Garden Centre.....

17th NVN Koi Dagen (Holland Koi Show), 21-23rd August at Kasteltuun, Arcen nr Venlo. The Netherlands.

South East 23rd Open Show, 30 & 31st August at Parkwood Hall School, Beechenlea Lane, Swanley, Kent. UK

Tip for international travellers.

Only travel to civilised countries.

**If they don't have a Koi Show
- then don't go.**

Vat sponsorship @ the South East Show

To offset some of our increased costs we have introduced a voluntary "Vat (Show Tank) sponsorship scheme" and made the 40 exhibition vats available for sponsorship at a cost of £25 per vat.

Anybody taking up this option will have their name and/or logo prominently displayed over one of the vats via an A4 laminated sign.

It can be a club, a business, an individual or even an event and not necessarily Koi related, the choice is yours. So if you want to make use of the most highly attended and most publicised UK Koi Show you'll find a form and the relevant details on the front page of our website.

Hotspot will maintain an updated list of vat sponsors from now until the show.

#1 - Oregon Koi & Watergarden Soc
#2 - ?

This space intentionally left blank.

But hopefully not for long.



East Pennine Koi Club

Main Sponsor
PHOENIX

Koi Show

Saturday 6th &

Sunday 7th June 2009



www.eastpenninekoi-club.co.uk

Includes:-

- ❖ Over 30 Vats of quality Show Fish
- ❖ Trade stands Dry Goods & Koi
- ❖ Countrys Top Koi Dealers Attending
- ❖ Bonsai and craft stands
- ❖ Various Entertainment Throughout the Weekend
- ❖ Full Disabled Access, Free parking
- ❖ Food and Refreshments throughout the weekend

Admission:- Adults £3.50 each, Children Over 5 £1.50 each

Opening times:- Saturday 10am to 5pm and Sunday 10am to 4pm

Elsecar Heritage Centre

Wath Road, Elsecar, Barnsley, S74 8HJ

5 minutes from Junction 36 M1, Follow Brown Heritage Signs

The Heritage centre also features craft shops, children's play area & Antique Centre.

OREGON KOI & WATERGARDEN SOCIETY

9TH ANNUAL KOI SHOW

JUNE 13TH - 14TH



SHERM'S THUNDERBIRD
ROSEBURG, OR

FOR INFORMATION CONTACT

oregonkoiandwatergardensociety.com

or call 541- 464-8313 or 541- 679-7185

a non profit organization

HOLLAND KOI SHOW

21, 22 & 23
AUGUSTUS 2009
9.30-18.00u

Kasteeltuinen Arcen
Lingsforterweg 26, 5944 BE Arcen

Nishikigoi
Vereniging
Nederland

Proudly presents edition...

17



Kinshi

NEW:

- HOLLAND SHRIMP SHOW
- HOLLAND BONSAI SHOW
- HOLLAND AQUARIUM SHOW

www.hollandkoishow.nl

THE BIGGEST KOI SHOW ON EARTH!

Info: +31 (0)6-55130289 eMail: info@hollandkoishow.nl

Festival of
Fishkeeping
& Water Gardening Weekend

PLUS
SPECIAL
OPEN BOWLS
COMPETITION!

JOINTLY
SPONSORED BY
HAGEN
RO-MAN
Star Fisheries



October 9-11, 2009 at Mill Rythe Holiday
Village, Hayling Island, Hampshire



- A host of exciting attractions for both residents and day visitors, including:
- Freshwater tropicals
 - Discus
 - Marine fish
 - Koi and goldfish
 - Native freshwater fishes
 - Filtration and lighting
 - Water gardening
 - Reptiles

This year's events:

- Festival Aquarist Society Masters Open Show (on Sunday - sponsored by Hagen)
- The Terra Southern Koi Festival jointly sponsored by Tetra and RO-MAN
- Goldfish Society of Great Britain (sponsored by Star Fisheries)
- British Open Road on Saturday - sponsored by Tetra
- The FBK's 'Supreme Championship' Final on Sunday - sponsored by Tetra
- Carthage display Saturday
- Jinchu Tai - UK Fanchu Specialist Goldfish sponsored by Star Fisheries
- UK Discus Show (jointly sponsored by Tetra and RO-MAN)
- Society furnished aquaria (sponsored by Tetra)
- Hagen Eco Tetra reptiles
- Speakers from the aquatic and water gardening world
- Full show displays, pond and water garden displays, reptiles, trade displays.



New This Year
Craft Marquee

Prices

Half-board
Two-night weekend £95
Three-night weekend £115
Lunch available both days
Cabaret entertainment, fancy dress competition and dancing on all three nights.
Hotline bookings - Contact
Gina Matthews, 8 A Church
Avenue, Blandford, Middlesex
TW8 9NR, Tel: 0208 947 3085.

Day visitors
Day visitors welcome on
Saturday, October 10 and
Sunday, October 11, 10am-5pm.

Day Visitors
GET IN FREE!

With Compliments
HAGEN
Supporting the hobby of
fishkeeping

英國東南地區錦鯉俱樂部

Partners in goodwill.

This sentiment and it's logo were the product of Norman Call's (our representative in the Oregon Koi & Watergarden Society) imagination. It came about in an organic sort of way that has a lot to do with the relationship between our two clubs, our two countries and our hobby.

Our Spotlight newsletter had USA/UK logo that was getting a bit faded & jaded after years of photocopying etc. Knowing that Norm was a graphic designer I asked him to give it a makeover which he did. It has adorned our newsletter ever since. It was delivered in October 2001 at a time when the atrocities and the aftermath of 9/11 were still current news and fresh in peoples minds.

That month, we were invited to attend a fund raising 'Barn Dance' by the governors of the school where we hold our Koi shows. The school was at one time in its history (WWII) a training school for fire-fighters of the London Fire Brigade who still support the school, as we do now. I forget the details now, but the heroics of the New York City Fire Department were mentioned in relation to the dance.

As a gesture of support Teresa Lambert one of our members printed off Norm's logo, laminated them and produced brooches which we wore to the dance. I sent one to Norm, who is an avid pin collector, who in turn turned the concept into a pin. The logo next appeared on the OKWS' own newsletter "The Tall Fish Story" underlined with the sentiment - "Partners in goodwill" an ethic we have since adopted and spread. Our partners are now the OKWS, The NVN (Dutch Koi Society) and the KwaZulu Natal chapter of the South African Koi Society SAKKS.

Dates for your 2009 Diary.....

- Oregon Koi & Watergarden Society Koi Show. at **12-14th June** at Sherms Market, Roseburg, Oregon, USA. Currently waiting for the date of this one
- The KwaZulu Natal Chapter, hosting the SAKKS National **25th & 26th July** at the Gateway Theatre of Shopping, Umhlanga Rocks near Durban, South Africa.
- The 17th NVN Koi Show (The European National) **21st to 23rd August** at Kasteltuun, Arceen near Venlo, The Netherlands.
- The 23rd South East Open Show, **30th & 31st August** at Parkwood Hall School, Beachenlea Lane, Swanley, Kent, UK.

Working for an International Koi Community



About the South East Section.

The South East Section was founded in 1981 by a break away group from the London Section. It obtained Section status from the BKKS in 1982 and serves the counties of Kent, East Sussex, Surrey and Berkshire and the southern boroughs of London.

It's neighbouring Sections are the South Kent to the south, Essex to the North, Worthing to the west and the MSB (Middlesex & Surrey Borders) to the north-west.

The South East has a pretty stable membership generally numbering about 85 families.

Almost since it's founding the SouthEast has participated in information exchange with overseas Koi clubs and continues to do so today.

Our 'Open' show is both an attraction to the UK Koi scene as well as Koi keepers

Every year the show attracts an increasing number of overseas visitors and through them a number of useful connections have been made which enhances our appreciation and understanding of the hobby.



The show is always held on the August Public Holiday which generally falls on the last weekend of that month. Details can always be found on our web-site -

www.koi-clubs.com/SouthEast

The South East meets on every 4th Sunday of the month with the exception of December. Our meetings start at 2pm and we endeavour to have a speaker for 2 out of every 3 meetings. Those speakers generally cover Koi related subjects but occasionally we have one that diversifies a little e.g. Bonsai.

Our current membership fees are £15 per family and details as well as a schedule of speakers can be found on our web-site.

South East contacts in regard to this E-Magazine are :-

Bernie Woollands - bernie@koipin.com

And

Brian Edwards - brianedw@hotmail.com