

# HOT SPOT

英國錦鯉愛好會東南俱樂部



The E-Mag of the South East Section BKKS

- twinned with the :-

Issue 27  
December 2008



Oregon Koi & Watergarden Society.

The Nishikigoi Vereniging Nederland.

The South African Koi Keepers Society.

**Partners in goodwill.**

*Inside this issue:*

In search of Baby Champions	2 - 5
Skin and scales	6 & 7
ZNA All Japan Show	8 & 9
Waddy's back	10
50bu Rin'oh Prize	11
It's a small world!	12
Japanese via Ipod .	13
Nishikigoi Mondo	15

**Koi Clubs participating in this exchange scheme are:-**

- **Nishikigoi Vereniging Nederland.**
- **Oregon Koi & Watergarden Soc.**
- **South African Koi Keepers Soc.**
- **Chiltern Section BKKS.**
- **NorCal Chapter ZNA (USA)**
- **Australian Koi Association AKA**
- **Mid Atlantic Koi Club**
- **Cambridge Koi Club**
- **ZNA Potomac Chapter**
- **Essex Section BKKS**
- **Texas Koi & Fancy Goldfish Soc.**
- **Cayman Island Koi Keepers**
- **Koi@Home (Belgium)**
- **Banana Bar Koi Society.**
- **East Midlands Koi Club.**
- **North East Koi Club BKKS**
- **ZNA Guangdong Chapter.**

**HOT SPOT**

is the

on-line version of the South East Section BKKS' newsletter called "Spotlight", suitably sanitised and denuded of in-house content to make it interesting for other Koi Clubs. However, it will also contain some occasional South East publicity.

"Hot Spot" will be a periodic publication i.e. it will get published when we have enough articles to fill it's 8 pages.

Copies of it will reside on the South East's website and will be distributed to other Koi Clubs who indulge us with an exchange of magazines or newsletters.

Articles taken from "Spotlight" are the copyright of the South East Section but may be used by clubs who participate in this exchange.

The original text and photos can be obtained via the editors whose details can be found on the back page.

**Now in its  
3rd Year!**

**Happy  
Christmas**



Breeding Koi in the UK has been conducted commercially for a while now and over the last few years the companies involved have been collecting a few awards at UK Koi Shows. One of those companies is the aptly named Koi UK owned by Maurice & Lynne Cox who were prominent hobbyists before going into the breeding business. Maurice's intentions were no secret; his buying trips to Japan to obtain broodstock were regular fare on the Nishikigoi International forum long before he discovered the location of his Koi farm and marked out his first mud pond.

When I was informed that our 2008 Baby Champion was a 'domestic Koi' I just had to take a closer look and having done so I made a mental note to put Koi UK on that 'must visit' list. That visit came earlier than expected because within a week or two of the show I received an invite from Maurice to come and witness the harvesting of 3 mud ponds of nissai. An invitation that due to my curiosity I couldn't refuse.

To say that I was looking forward to it was an understatement, but on the drive down I underwent a change of heart. I was one of those guys that were tied up in the Y2K fiasco and heavily involved in my firm's BCP (Business Continuity Planning) who's motto was "If you don't plan for failure – you plan to fail" – which basically means 'be a pessimist and look for the worst possible scenario in everything'. This mentality kicked in and I began to adjust my expectations accordingly. I'd only ever seen one mud pond harvest in Japan and that was by accident – a pond of Miyaishi's Tosai and that was from a little bit of a distance. Nevertheless it was a memorable sight watching those gems being lifted out of the muddy waters and a memory that has stayed with me ever since. I convinced myself that seeing a repetition in some Somerset field just wasn't going to happen.

Koi UK is located in a geographical area of the UK known as the Somerset Levels, an area of marine clay & peat based wetlands alongside the River Severn estuary in the South West of England. Following Maurice's detailed instructions I eventually ended up in a farmyard field facing a construction comprised of 16 interlinked poly-tunnels surrounded by a number of cars. I think I was the last to arrive and I wasn't late, but the other guests weren't first timers and I suppose they knew what to expect and so had arrived early.

Koi UK is a 2 acre indoor facility divided into two parts. The first 14 tunnels each house a 90'



x 22' mud pond holding 150tons (33,000gallons) of water with the 15<sup>th</sup> containing 12 concrete ponds and an office. This last tunnel is the sales area. In addition a 16<sup>th</sup> Tunnel (wider than the others) has recently been added. This will eventually house 3 x 22,000 gallon concrete ponds that will be used to grow on sansai and above. On arrival I joined the other invited guests for some refreshment before the workers began the harvest. Amongst the other invited guests were Alan Archer (My club's Show Chairman), Stuart Toms (the owner of our 2008 Baby Champ) Mike Snadden of Yume Koi and Sue & Mark Chetter, members of the BKKS National Show Committee, Birmingham Section, regular exhibitors at our show and KoiTrekks to boot.

Mark was to assist Maurice with the netting of the ponds and Stuart generally made himself useful with assorted tasks while the rest of us just watched. While they were sorting out the nets I took a stroll around the inside of the mud pond tunnels which turned out to be a little micro-environment all of its own. A small grass-snake slithered out of my way (apparently they are not uncommon) as I walked to the other ponds. Several of the ponds had rafts of water hyacinths growing in them while others had what I can only describe as turbo-duckweed. This stuff was at least 10 times the size of the plant normally found elsewhere. The thing to mention here is that the temperatures and humidity that exist inside the tunnels gives the place a tropical






climate. So much so that the steel framing that supports the tunnels becomes too hot to touch. You'd think you were grabbing hot water pipes. Up near the roof of the tunnels where the roof supports branch out from the vertical pillars are a number of vacated birds' nests at which point you notice several small birds congregating in the furthest corner of the facility where a small aviary resides. This aviary is wide open and surrounded by trays of birdseed, but when you get too close the birds fly inside and disappear into various nesting boxes until you retire to a safe distance. Rather than being a place of confinement, this aviary appears to be their sanctuary. On close inspection the birds turn out to be assorted canaries and various tropical birds, e.g. zebra finches and the like.

After being shunned by the birds I returned to the pond being dragged in time to see Maurice and Mark get under way. As the seine net was gently pulled down the length of the pond similarities with similar scenes in Japan begin to become evident. The general turbidity of the water, the occasional swirl on the surface as the fish begin to evade the net, a jumper breaking the surface in panic, and even one managing to clear the net and avoid capture until the second pull. Gradually the net gets closer to the bank where I and all the other observers are huddled. Maurice & Mark eventually tie off the upper corners of the net to the nearby framework and then start to pull the bottom of the net up the bank, thereby trapping all the occupants. During this process the backs of Koi begin to break the surface and the familiar sight of a Koi harvest is unravelled. At this point my downsized expectations are dramatically reversed and I'm witnessing *deja-vu*. This is no different to my experience in Japan. Ok! The ponds are smaller and there are fewer fish, but these are bigger and better! Yes, better. The pond I saw in Japan contained regular grade *tosai*, here I am looking at selected *nissai*. These Koi, just 50 of them, had been previously selected at the end of July 2008 and placed in this pond to grow on. Maurice had bred a number of varieties in June 2007, and overwintered a 1000 offspring at 24degrees C in the concrete ponds before placing a selection of each in different mud ponds as a safeguard against a disaster. The main varieties in this pond were Showa and Kohaku, with a few Yamabuki, Shiro Utsuri and a Chagoi for good measure.

These Koi were then captured with sock nets, transferred to an agricultural wheelbarrow



in the photographs that appeared in an article in the NVN's magazine.

before being transported to the sales area where they were placed in one of two show vats for closer inspection. It took approximately four journeys to transfer all the Koi at which point they were then counted. Six were found to be missing so the pond was re-seined. The mode of transport (the wheelbarrow) was remarked upon, but I was able to feign indifference having seen a similar method used on the C.F.Kao Koi farm in Thailand, albeit only





We studied these Koi while Maurice made his assessment. Each Koi had been selected for a reason and he was looking to see if they lived up to his earlier expectations. All of this batch were eventually transferred to the concrete ponds. Some will be grown on for another year, others will be made available for sale at one of Koi UK's Open Days scheduled for a few weeks time. However, some of the onlookers were looking to make a purchase right now, and that included Mike Snadden. Whispered conversations were going on all around, including one between Alan and myself.

The next two ponds were harvested in exactly the same manner, each requiring two pulls. One of the ponds contained a few more Chagoi and Soragoi (some of which appear almost silver looking) than the earlier pond; and there were even a couple of Ki-Utsuri and a pair of Doit-sugoi. In the second pond, three very short bodied Kohakus turned up. Maurice had noticed these during culling and was taken by the quality of their skin. He was hoping that a summer in the mud ponds might improve their body shape. Sadly that wasn't to be, but it was another lesson learned and that's what the high grade Koi breeding business is all about.

Looking at the Koi in the vats turned out to be quite a weird experience for me. For some reason I couldn't look at some varieties without slipping into 'judge mode'. This was especially true of the Shiro Utsuris, I'd unconsciously put them into an order based on their appearance on the day paying more attention to the glowing white skin of one, over the yellow head of another and overlooking any future potential. Recently harvested young Koi tend to display a stretched look to the colours that constitute their pattern and the base colour can be a little stained too and that was very evident here, hence the harvest being a week or two before the 'Open Day' so that they can be rested and settled in concrete ponds; another parallel with the common practices in Japan. For some perverse reason I wasn't afflicted in this way with the Kohakus, maybe because all required some degree of concrete pond finishing, but sorting through was quite difficult. Normally I can look at a selection of Kohaku and find one or two that please me very quickly. Here it was the complete opposite, it was easier to find the 'one or two' that didn't impress. Sorting through the rest was the hard part but nevertheless I'd settled on three in the first batch when Alan asked me for my opinion. He shared it for two of them and told me that Mike Snadden was of the same opinion. Alan told me that he was considering buying one of them but would wait until all the ponds were harvested before making the final decision.

I think it might have been at this time that an Ochiba Shigure caught my attention. It was far from a text book example but an intriguing Koi

nonetheless. Imagine a Hajiro (Black body with white fin tips) and change the colours to brown and grey. This Koi had the added impact of having a grey dorsal and tail. With no body pattern to detract from the vignette and early signs of fukurin the skin was simple but elegant. I remarked to somebody that maybe a new variety needs to be created where such a pattern could be part of the standard. There were a few mutterings of agreement that sounded like people humouring me rather than agreeing and then we were off assessing the Yamabuki.







Anybody that has been to the premises of Izumiya in Niigata at harvest time will have noticed that there are ponds of brightly coloured Ogons of all descriptions for sale at very reasonable prices. Elsewhere on the facility there will be ponds of very pale, nondescript Koi that aren't. These are the Koi that have made Izumiya's name where Yamabuki are concerned. They are set aside to be grown on and in that time their colour and lustre will appear. It sounded a bit fishy the first time I heard this but eventually I was persuaded to give it a try and I never regretted it. I was also told that one of the advantages of buying Yamabuki in this state was that it was easier to see skin blemishes at this time. Looking at Maurice's I did see one with an orange freckle otherwise the rest were clean. One or two were already coloured up but the rest were of the pale sort. Maurice breeds Yamabuki from Izumiya parents.

One thing that became very clear after witnessing the 2<sup>nd</sup> pond being harvested was that the South East's 2008 Baby Champion was no fluke. Most of the Go-Sanke Koi I was looking at were of a grade that could compete at any show in the country. But what was equally obvious was that none of these would be in contention next year. They were far too big to remain in size two by the end of summer 2009. Stuart had purchased the Baby Champ in May. The next step on the ladder to a GC has to be the Young Champion and maybe one of those I saw harvested might be that next rung in Koi UK's success.

I had to leave earlier than I intended and I left at a time when my companions were making their final decisions on what to buy. Alan, I learned later came away with the Kohaku we saw in the first batch, the Ochiba and one of the Yamabukis. I shall be keeping an eye on the Kohaku, which

incidentally has the same mother as our Baby Champ. Who knows it might be a contender for Young Champion next year, at approx 40cms it has the potential to compete in that bracket (35-55cms) and Alan has no problem growing on Koi as last month's (Hotspot 26) story '22 Kujakus' revealed..

A few days after this visit I relayed my observations to Brad Lord (Lordy on Koi Chat) but my pessimistic side kicked in (I'll forever curse Y2K) and I revised my 'no fluke' comment. Can a small outfit in the wilds of Somerset ever compete with Japan's massive production?" Brad felt so, he had a different perspective. The output from Japan is spread across the world's Koi community. Even visiting the breeders over there is a lottery; the chances of being in the right place at the right time are slim. Here at Koi UK we have an opportunity of being at the right place at the right time and closer to the front of the queue, albeit for a very, very small amount of Koi. Could that shorten the odds? It certainly worked for Stuart Toms. Let's see what next year brings.

Come and find out at the 23rd South East Open Show



*Versions of this article will be appearing in Koi Carp Magazine and Koi Nations.*

The skin of koi carp consists of a number of components and layers, and serves a wide range of functions. Some of these are important to the health of the fish, whilst others, such as the expression of colour cells, are of more interest to koi keepers. In this article we take a brief look at the skin, and consider some of its main functions.

## Structure

The skin consists of two layers – the outer epidermis and a deeper dermis. On top of the epidermis is a layer of mucus, and within the dermis sit the scales. The mucus layer is secreted by mucus-producing cells (e.g. goblet cells) in the epidermis, and consists primarily of glycoproteins that are able to absorb a lot of water. It's this layer that makes fish slimy to touch, and difficult to keep hold of! Koi produce quite a lot of mucus, and have plenty of mucus secreting cells. This is thought to be an adaptation to their bottom-feeding habits, as the mucus helps to keep the skin clean and free from debris.

The epidermis is usually thin, containing perhaps 10 – 30 layers of cells, and in koi is around 126µm (0.126mm) thick (Singh & Mittal, 1990). Some fish may have much thicker epidermal layers; for example the epidermis around the lips of sturgeon may be 3mm! The epidermal cells are constantly moving upwards and sloughing off, meaning that there is a gradual turnover and replenishment of the outer skin layer. Unlike us, the epidermis in koi and most other fish is not protected by a layer of dead cells, and therefore has a close relationship with the surrounding water.

The dermis is much thicker than the epidermis, consisting of two layers – the stratum spongiosum (just under the epidermis) and the stratum compactum. It consists mainly of connective tissue (collagen), and has comparatively few

cells. It contains blood vessels, nerves, sensory cells, pigment cells, as well as producing and supporting the scales. The dermis contains two sets of collagen fibres, wrapped around the body in opposing spirals – this is why fish can bend without wrinkling!

## Scales

Koi, like many fish, usually possess a covering of scales over most of the body (except of course for those varieties specially bred without them). The scales of koi and other cyprinids are called cycloid scales, and are approximately circular in shape. They sit within pockets in the dermis, and therefore are underneath the outer layers of skin. Because they overlap with one another, they allow koi to be highly flexible. Each scale consists of an outer bony layer, containing calcium phosphate and calcium carbonate, and an inner fibrous layer containing collagen.

As fish grow, the scales grow too, and this results in the laying down of rings (circuli). Koi kept in temperate climates exhibit seasonal growth, and therefore the distance between these rings changes through the year. In the winter, when growth is very low, the rings will be close together, leaving a dark band called an annulus. By counting the annuli you can get a good idea of the age of a fish, as each one represents a winter. Of course, if growth has been influenced by other factors, such as ill-health, the accuracy of this method can decrease.

## Functions

Perhaps the most obvious function of the skin and its associated structures is as a protective barrier. The skin, scales and mucus layer all create a physical barrier to pathogens, suspended particles, and toxins. In fact, the mucus layer is often thicker in species, like koi, that

have evolved to live and feed in dirty water. This barrier also helps to limit the loss of important salts from the body, and is thus critical for proper osmoregulation.

As well as offering a physical barrier to infection, the skin and mucus layer also contain cells and components of the immune system. For example, Lemaitre et al (1996) identified two antimicrobial proteins from carp mucus, both of which work to disrupt the membranes of potentially harmful bacteria. Other antimicrobial substances have been isolated from the mucus and skin of other fish species, highlighting how important it is for protecting them from infection.

The dermis also contains chromatophores, which are responsible for much of a koi's colouration. There are two types of colouration imparted by chromatophores: 'Biochromes' are colours imparted by coloured pigments in the cells (reds, yellows etc), whereas 'schematichromes' are colours created by the reflection of light off mirror-like crystals. The different chromatophores that might be found in koi include:

- Melanophores – contain black pigment (melanin)
- Erythrophores – contain red pigment
- Xanthophores – contain yellow pigment
- Leucophores – contain reflective purines (e.g. guanine)
- Iridophores – contain reflective purines (e.g. guanine)

You will notice that the range of colour cells does not match the range of colours seen in koi. Further colours are created when pigments combine with proteins, where colour cells overlay each other, or when schematichromes (reflective colours) are combined with biochromes. Consequently, the structure of the skin and its chromatophores play

a key role in the colour of koi.

The skin also contains a range of sensory receptors, responsible for detecting chemical signals in the water. In particular, the head and barbels of koi are covered in numerous taste buds, to assist them in finding food. For example, Singh & Mittal (1990) counted approximately 130 taste buds per square mm in the epidermis of carp, demonstrating their importance for food location.

### Effects of skin damage

With so many important functions, its not surprising that damage to the skin needs to be taken seriously. Removal of the mucus layer is not uncommon, and is easily done during handling or if the fish brushes against objects in the pond. Although it will regenerate relatively quickly, you can reduce any negative effects by adding special polymers to the water, such as polyvinylpyrrolidone. These help to replace the mucus layer and are often used when transporting fish, or for adding to the water after maintenance. Most good brands of water conditioner contain similar substances, and these can therefore be used to aid transportation, speed recovery from infection, and protect fish from damage caused during handling or maintenance.

More serious is damage caused to the epidermis and dermis, as this does not recover so quickly. Because the scales are located in the dermis, their loss is indicative of damage to the outer skin layers. Losing this protection can leave the fish open to infection from pathogens in the environment, as well as making it harder for them to control their internal salt balance. The extent of any damage will determine how seriously the fish will be affected, with large ulcers or wounds being particularly problematic. In these instances you may need to apply a topical gel to the wound, to seal and treat the skin, thereby preventing salt loss and aiding repair. Adding pond salt to the water can also help, as this will reduce the loss of salts across the wound, freeing up energy that the fish can use to recover.

Being so important to the health of our fish, it is essential to avoid damage to the skin by handling koi carefully. If you do need to move your fish, or carry out maintenance work in the pond, observe your fish carefully for signs of damage, and have at least a good water conditioner on hand to add to the water.

### References:

- Singh, Mittal (1990), Journal of Fish Biology, 36, 9-19
- Lemaitre et al (1996), European Journal of Biochemistry, 240, 143-149
- Bond (1996), Biology of Fishes, 2nd edition
- Helfman, Collette, Facey (1997), Diversity of Fishes

For more information on koi & koi keeping:

[www.koiexcellence.co.uk](http://www.koiexcellence.co.uk)

### Glossary

- Epidermis – outer layer of skin
- Dermis – deeper layer of skin
- Glycoproteins – a protein that contains sugars
- Collagen – fibrous protein found in connective tissues
- Circuli – rings laid down as scales grow bigger
- Annulus – dark line formed by closely spaced circuli
- Pathogens – disease-causing organisms, e.g. bacteria, parasites, fungi
- Osmoregulation – control of water and salt balance in the body
- Chromatophores – pigment-containing cells
- Polymers – a compound made up of many repeating units (monomers)



This article was provided by Rupert Bridges B.Sc(Hons), M.Sc, DipM, ACIM  
Product Manager for Tetra UK



## 44th ZNA - All Japan Show.

The 44th Zen Nippon Airinkai All Japan show took place at the Gymnasium in Ojiya and resulted in yet another win for the newly elected ZNA Chairman Nobuo Takigawa making it his 8th major Grand Championship. His impressive list of awards can be seen on page 9.

This years Grand Champion, a massive 106cms Sanke was bred by Momotaro and was the outright winner of the three koi that were selected for consideration by the judges. Surprisingly, one of the other contenders was a male koi (see page 9).

A complete set of photographs depicting all the kokugyo winners can be found on <http://yamakoshi.glogspot.com> but for now you can see all the major champs right here.


Grand Champion



Daisuke Maeda & Nobuo Takigawa

All photographs, information, details and data supplied courtesy of Mark Gardner [Nishikigoi.tv](http://Nishikigoi.tv)  
<http://yamakoshi.blogspot.com>





*The Takigawa Record.*

44th ZNA All Japan Show.  
 42nd ZNA All Japan Show.  
 41st ZNA All Japan Show.  
 37th ZNA All Japan Show.  
 34th AJNPA All Japan Show.  
 36th ZNA All Japan Show.  
 35th ZNA All Japan Show.  
 33rd ZNA All Japan Show.



This Koi was one of the three contenders for the Grand Champion Award and believe it or not - it is male, Although it lost out on the GC it triumphed in the 85bu class which in no mean achievement.

Due to the NVT coverage of most of the major Koi events and shows in Japan, I find myself recognising Koi on a regular basis and this one was no exception. However, it turned out that this Koi owed its celebrity to another source. It appeared in the December edition of Koi Magazine (the UK version) as the subject of Kate McGills' Koi Critique page. Kate had seen the Koi at the 2008 Shinkokai Show.

## Waddy's back!



Peter Waddington has been responsible for some of the most educational information ever supplied about Nishikigoi. For me it started with the articles

& letters that he used to supply for the BKKS' own magazine and the Infiltration brochures that were distributed during the mid to late 80's. Then there came a series of articles under the title "Waddy's Ramblings" that appeared in many of the BKKS' National Show Programmes and finally of course those two books 'Koi Kichi' & 'Koi Kichi2'.

These were augmented by some equally educational posts on the NI forum, a lot of which have been lost forever due to the temporary nature of some internet forums. However, that will now be a thing of the past, because - as of the 12<sup>th</sup> of November we now have Peter's own website aptly named [www.koikichi.com](http://www.koikichi.com), a no-nonsense, easy to navigate website light on bells & whistles and heavy on content.

Peter took the stance of waiting until a substantial portion of the content was uploaded before announcing its presence. None of those boring "Under construction" signs, just a promise of more to come, but believe me there is enough there already to be going on with.

The site is well introduced and split into two parts called "The Lighter Side" and "The Brighter Side". I had a brief look at the 'Lighter Side' and decided to leave that for another day. However, I wouldn't mind having a pint of whatever he was drinking when he churned out some of that satirical stuff.

I meant to take an equally brief look at "The Brighter Side" but ended up spending nearly 5 hours at it thoroughly engrossed throughout that time. It was like reading a good book; I couldn't seem to put it down. This is Waddy at his best (and worst!), reliving some of his early experiences with Koi, documenting the growth of the hobby in the UK and elsewhere, ranting about some of his pet

The official Website of **Peter Waddington** aka "Waddy". aka "Mr Peter"

(Just another general grade, back-yard Koi Dealer)

Home

Welcome To The Official Website of Peter Waddington

**The Lighter Side**  
Newcomers to Koi keeping click here to find out about the wonderful world of koi

**The Brighter Side**  
Serious Koi enthusiasts click here for information on Everything Koi

**Links I Like**

Yume Koi - [www.yumekoi.com](http://www.yumekoi.com)

Maurice Cox - [www.koi-uk.co.uk](http://www.koi-uk.co.uk)

Kindai Koi - [www.kindaikoi.co.uk](http://www.kindaikoi.co.uk)

Coldwater Collection - [www.coldwatercollection.com](http://www.coldwatercollection.com)

hates, paying homage to those who he believes have helped create the hobby as well as naming those he believes will be instrumental in its future. One minute he's dictatorial, the next humble, a lot of the time he is his normal irreverent self, but as usual he's genuine throughout.

Amongst the stuff that I read in that 5 hour period were some factual pieces time-lining some of the more recent events in Nishikigoi history, another outlining Peter's own view of modern Nishikigoi history, as well as some very practical pieces covering the use of medicines. There is also a hilarious piece about bio-security in the 'Lighter' side.

But the best thing is - this is just the start! There's more to come.

It's been slim pickings over the last couple of years where Waddy's Ramblings (and ravings) are concerned and although I haven't always seen eye-to-eye with him on a couple of issues, his viewpoints have always been valid and well put. I'm glad to see that he now has a platform, i.e. his own personal virtual soapbox to preach from. Remember - it's

[www.koikichi.com](http://www.koikichi.com)

### Contents of the "Brighter Side" as of 12th November.

**Introduction.**

**The mysterious John Prine.**

**UK Koi Keeping 1966 to 2008.**

**To build a professional, no-compromise Koi pond in 2008.**

**Vital Koi keeping accessories and medication details**

**Shows, Tategoi, Gallery.**

**Alan's Book.**

**Books on Nishikigoi.**

**How Nishikigoi came to be.**

**My Mentors.**



## 50bu Rin'oh prize for Nippon Nishikigoi customer.

Photo courtesy of  
Mark Gardner  
Nishikigoi.tv



Simon

Congratulations to Peter Lewis on winning the 50bu Rin 'Oh prize at the 2008 ZNA show in Ojjiya.

This Koi bred by the Taniguchi Koi Farm was bought by Peter this autumn whilst on a buying trip with UK dealer Nippon Nishikigoi.

Peter, who has never shown Koi before was persuaded to allow Taniguchi-San to enter this Koi on his behalf so certain was he of being in with a chance.

Sadly, Peter was unable to extend his stay to witness his success but Simon Austin (Nippon Nishikigoi) was able to do the honours and collect the award from new ZNA President Nobuo Takigawa.

Simon's business partner James Sharp has already indicated (in print) that this Koi may be an exhibit at the 2009 South East Show. Watch this space.



### About Nippon Nishikigoi.

James and Simon are young men by any standard, but their age belies their experience in the Koi world. Both gained a lot of that experience when serving their apprenticeship with Keith & Nikki Phipps at The Nishikigoi Centre before setting up on their own in 2004. Both have over 10 years experience in all aspects of the hobby from pond building to selecting quality Koi and this has been put to good effect in quietly building up their reputation in the UK. Not a pair to indulge in brash advertising, they have preferred to let their achievements to the talking.

Like Keith & Nikki they believe that the Koi Show is a force for good in the hobby and have actively supported the South East (and other clubs) in their endeavours.

[www.nipponnishikigoi.com](http://www.nipponnishikigoi.com)

# It's a small world (of Nishikigoi) after all.

## Eastern Cape Chapter Show

Our motto is: "It does not matter how you start, it is how you finish, and that is so true of the Eastern Cape Chapter. Starting in February 2005 almost unnoticed, having just enough members to form a chapter, we had our first great success with our own Koi show.

Our small show committee of hard workers met to discuss the details of hosting a show. With limited knowledge, lots of advice from wonderful and concerned people, we set about planning the first Koi show of the Eastern Cape. Our show committee consisted of the following members: Shane Ashby, Peter Venter, Leon Krull, Malcolm and Meryl Walpole, Sarie Butterson, Andre Le Roux, Wouter De Lange, Nicholas Saunders and myself.



The show site

When we started discussions on having a Koi show, we had just over a thousand rand in the bank and a lot of faith and enthusiasm, which money cannot buy.

The Southern Cape Chapter came to our rescue, offered to give us trophies and lend us their vats. During the trophies and awards discussions for the winners in

their sizes and varieties, we got so confused that we did not know whether we were Arthur or Martha.

Many thanks to Mike Harvey, Harry Becka, Peter Muller and Brian Welch, who patiently gave us advice and support. A great thank you to Peter Venter and Leon Krull who left no stone unturned, nor considered themselves or their businesses.

Larry Hubbard sent us the software program for use during the Koi show.

None of us really knew how to operate it, until André Le Roux took over. Wouter De Lang joined André and they pulled things together. We are extremely thankful for the donations our sponsors gave to make the show a reality. They are: S. A. Home loans, Eastern Cape Corporation Development, Countdown printers, Sunshine poultry and Eggs, Epol, Form Scaff, Medi Motel, Marc Home Designs, E. L. Joinery, P. O. Glass, Sarie Properties, Supreme Mouldings, Staatsfonds, Mondpak, Kai seeds.



Blake Squires (R) received his prize from Kevin Tili (L) and Brian Welch (middle). His Hasegawa Kohaku, named Valentine was awarded the Jumbo Grand Champion award.

Fenny Flipper, Eden workshop centre and Ches International.

The benching team arrived on Friday morning. Dee Squires was the chief bencher, her son Blake a bencher, Ria Squires, the catcher and Nicholas Saunders the scribe. They did a great job. Brian Welch and Phillip Muller, the two judges, arrived later on Friday, and gave us further direction and advice. Ria Squires and Peter Venter constantly checked the water quality and made water changes where needed.

Judging started a bit later than planned however, once the judging process started there was no stopping it! The judges also did a great job and were stopping it! The judges also did a great job and were stopping it! The judges also did a great job and were stopping it!

The stalls were busy doing business. What a wonderful atmosphere of excitement, laughter and joy. I think hundreds of people said: "Wow look at this or that fish." The day ended with a social gathering at Shane Ashby's home. Guests still talk about Shane's Greek braai. Sunday morning during the prize giving Kevin Tili spoke about future events and challenges of SAKKS nationally. With great enthusiasm we heard that our Chapter will receive 20 vats and R10 000.00 from SAKKS. After his speech Kevin and Brian Welch handed out the Trophies and beautiful awards painted by Natassja De Lange.

There was a steady stream of visitors, which eventually added up to the over one thousand people attending the show. With our knowledge and experience, we met with numerous Koi keepers wanting to discuss their different koi experiences.

(Continued on page 18)



the hobbyists and dealers in the country. One of those dealers was Waddington. Another was Maurice Cox (see pages 2 - 5), indeed Blake used to go and work with Maurice in the very early days of Koi UK.

When I saw the picture of the Koi that took the Jumbo prize it immediately looked familiar. It is after all a very unusual pattern. I knew I had benched it and was therefore pretty certain it

would be in the records of the South East Shows. (Incidentally, Blake and I were part of the BKKS National benching team in 2003).

It didn't take long to track it down, the only problem was I couldn't determine what it had won. Blake showed this Koi at the 2005 South East Show where he took several awards with 2 large Kohaku in both size 5 and 6. Both Koi went on to the Best in Size round (Round 2) where both took 2nd place in their respective sizes.

The Koi was bred by Hasegawa and at that time few Koi from this breeder came into the UK via anybody else other than Infiltration. So knowing that Blake did buy Koi from there I am assuming this was one of them.


I think 2005 was the last time the family showed Koi in the UK. Shortly after they emigrated to South Africa taking their Koi with them. I believe I read somewhere that Infiltration organised the shipping. Thereafter they vanished off the face of Koi-keeping until very recently when I saw Dee's name appear in relation to the founding of the Eastern Cape Chapter. That was-



Valentine in 2005

n't that long ago so respect is due to the Eastern Cape crowd for forming a club and running a show in such a short space of time. But I'm saving my biggest congratulations for Blake for keeping this Koi in superb condition and taking the Jumbo prize.

I also learned from the article that the Koi is called Valentine and an article about its history will be forthcoming in a future article in KOISA. Hopefully I'll be able to glean some more details and update you on its remarkable story.



The Hasagawa pond courtesy of Aquatechnobel.

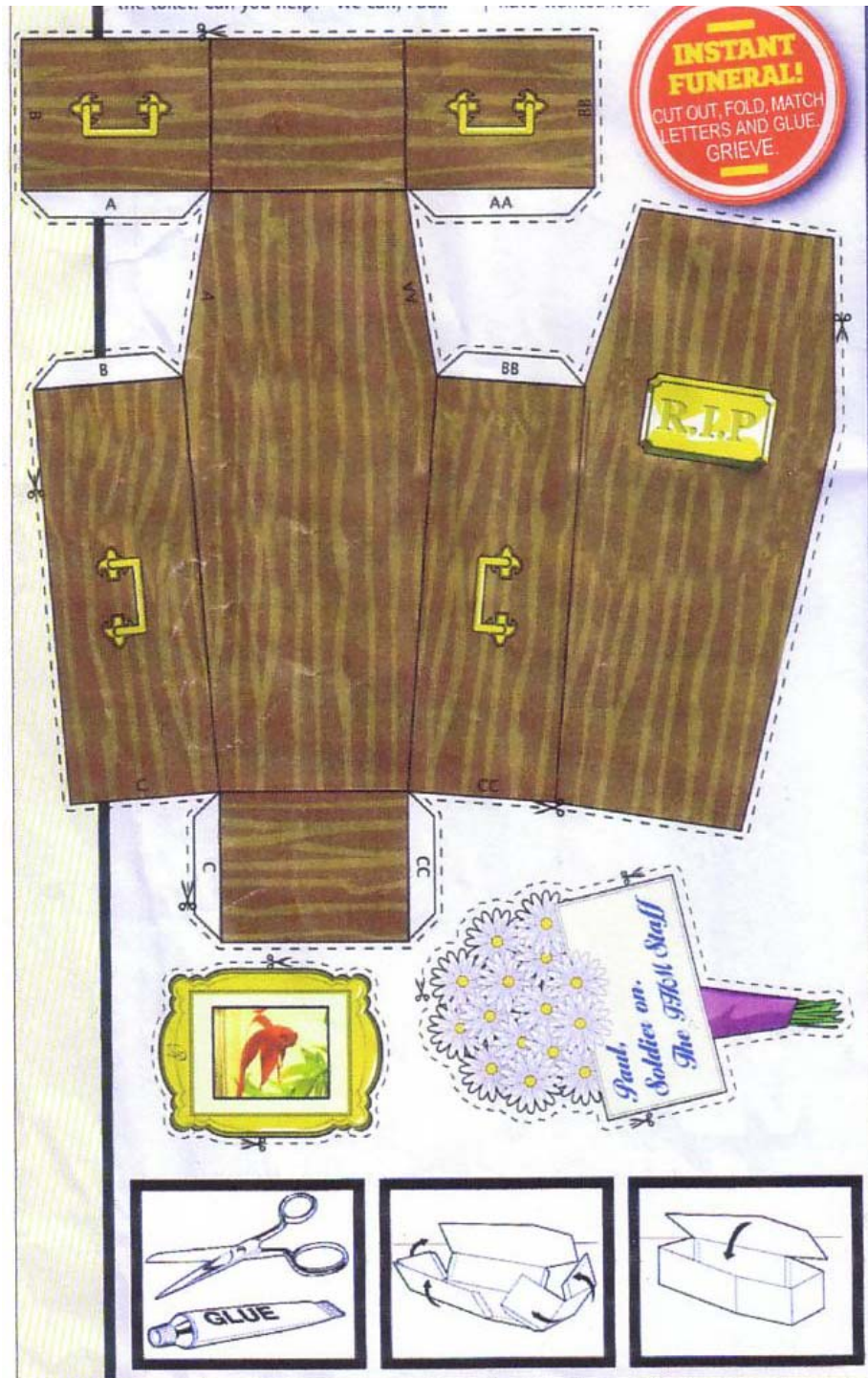
英國東南地區錦鯉俱樂部



## DIY pet cemetery.

We all love our pets but there comes a time when they are no longer with us and must journey to that other place of eternal rest.

Having cared for them in life there is one last thing you can do; give them a decent send off. The template below can be proportionately enlarged to fit jumbo Koi, or just as easily downsized for shrimps - or is that just a Dutch thing?



## Japanese via Ipod.

I think iPods are pretty clever things, having evolved into much more than just music players as they started out.

Today my iPod Touch took on a new role, it became my personal electronic English/Japanese dictionary.

Whilst going through some of the hundreds of 'favourites' I've got stored on Internet Explorer I clicked on this link <http://en.kanjiroushi.net/>, a site that was obviously stored when I was in one of my Nihongo study moods. On there I saw mention of an application for the iPod/iPhone called 'Kotoba' which looked interesting.

Basically, all I can say is that if you have an iPod Touch or iPhone, do yourself a favour and download Kotoba, it is completely FREE!!

Once you have done so your iPod will have a 133,355 word Japanese/English dictionary. Some entries are also in French, German and Russian!

The dictionary will accept input in English, Romaji, Hiragana and you can also draw Kanji characters on the touch screen!!

For some Kanji characters it even shows you how to draw them correctly!!!

It's not often that something that's free is this good!

Read more at <http://kotoba.pierrephi.net/>

Mark Gardner - NTV/INPC



英國東南地區錦鯉俱樂部

## Partners in goodwill.

This sentiment and it's logo were the product of Norman Call's (our representative in the Oregon Koi & Watergarden Society) imagination. It came about in an organic sort of way that has a lot to do with the relationship between our two clubs, our two countries and our hobby.

Our Spotlight newsletter had USA/UK logo that was getting a bit faded & jaded after years of photocopying etc. Knowing that Norm was a graphic designer I asked him to give it a makeover which he did. It has adorned our newsletter ever since. It was delivered in October 2001 at a time when the atrocities and the aftermath of 9/11 were still current news and fresh in peoples minds.

That month, we were invited to attend a fund raising 'Barn Dance' by the governors of the school where we hold our Koi shows. The school was at one time in its history (WWII) a training school for fire-fighters of the London Fire Brigade who still support the school, as we do now. I forget the details now, but the heroics of the New York City Fire Department were mentioned in relation to the dance.

As a gesture of support Teresa Lambert one of our members printed off Norm's logo, laminated them and produced brooches which we wore to the dance. I sent one to Norm, who is an avid pin collector, who in turn turned the concept into a pin. The logo next appeared on the OKWS' own newsletter "The Tall Fish Story" underlined with the sentiment - "Partners in goodwill" an ethic we have since adopted and spread. Our partners are now the OKWS, The NVN (Dutch Koi Society) and the KwaZulu Natal chapter of the South African Koi Society SAKKS.



**Be sure to let me have  
your show dates for  
2009.**

**We will even carry  
adverts for the month  
or two before hand.**

## About the South East Section.

The South East Section was founded in 1981 by a break away group from the London Section. It obtained Section status from the BKKS in 1982 and serves the counties of Kent, East Sussex, Surrey and Berkshire and the southern boroughs of London.

It's neighbouring Sections are the South Kent to the south, Essex to the North, Worthing to the west and the MSB (Middlesex & Surrey Borders) to the north-west.

The South East has a pretty stable membership generally numbering about 85 families.

Almost since it's founding the SouthEast has participated in information exchange with overseas Koi clubs and continues to do so today.

Our 'Open' show is both an attraction to the UK Koi scene as well as Koi keepers

Every year the show attracts an increasing number of overseas visitors and through them a number of useful connections have been made which enhances our appreciation and understanding of the hobby.



The show is always held on the August Public Holiday which generally falls on the last weekend of that month. Details can always be found on our web-site -

[www.koi-clubs.com/SouthEast](http://www.koi-clubs.com/SouthEast)

The South East meets on every 4th Sunday of the month with the exception of December. Our meetings start at 2pm and we endeavour to have a speaker for 2 out of every 3 meetings. Those speakers generally cover Koi related subjects but occasionally we have one that diversifies a little e.g. Bonsai.

Our current membership fees are £15 per family and details as well as a schedule of speakers can be found on our web-site.

South East contacts in regard to this E-Magazine are :-

Bernie Woollands - [bernie@koipin.com](mailto:bernie@koipin.com)

And

Brian Edwards - [brianedw@hotmail.com](mailto:brianedw@hotmail.com)



PRE-ANNOUNCEMENT

# NISHIKIGOI MONDO

ALL ABOUT NISHIKIGOI IN THE FORM OF Q & A



The long awaited book that will answer all questions koi lovers have about Japan's national fish, Nishikigoi.

By Shuji Fujita

A colorful, comprehensive record of Q&A based information and advice on Nishikigoi, reflecting Mr. Fujita's 44 years works as publisher and reporter of "Rinko" magazine.

You can't miss this remarkable piece of work in which 18 leading Nishikigoi experts answer more than 2000 questions on covering :

- KEEPING NISHIKIGOI
- THE ROOTS OF NISHIKIGOI
- MORPHOLOGY AND PHYSIOLOGY OF NISHIKIGOI
- ECOLOGY AND LIFE CYCLE IN A YEAR OF NISHIKIGOI
- VARIETIES OF NISHIKIGOI
- NISHIKIGOI KEEPING AND HEALTHCARE
- NISHIKIGOI EVALUATION AND APPRECIATION
- BUILDING AND MANAGEMENT OF A NISHIKIGOI POND
- PROTECTION AND TREATMENT ON FISH DISEASES
- NISHIKIGOI SPAWNING AND CULLING
- SEEKING NISHIKIGOI
- NISHIKIGOI SHOW



The English language version of Nishikigoi Mondo will be available from November 24th, 2008.

Price: 63.00 EUR  
(98.00 USD / 50.00 GBP)

### Editorial Supervisors

Shoichi Iizuka, Yoshimichi Sakai, Yokio Isa, Satoru Hoshino, Masamoto Kataoka, Toshihisa Oguma, Masao Iwahashi, Ryuzo Narita, Toshikatsu Konishi, Juzo Kamihata, Toshio Sakai, Mamoru Kodama, Tadashi Watanabe, Yasuyoshi Murakami, Sadao Hiroi, Masayoshi Nakayama, Manabu Ogata, Hajime Isa

The Best  
Christmas  
Gift for  
Koi-ichi

### International Nishikigoi Promotion Center

If you have any questions regarding Nishikigoi Mondo, please contact your local INPC liaison office or email us at [mondo@japan-nishikigoi.org](mailto:mondo@japan-nishikigoi.org) or visit our website at <http://www.japan-nishikigoi.org/mondo.html>