

HOT SPOT

英國錦鯉愛好會東南俱樂部



The E-Mag of the South East Section BKKS

- twinned with the :-

Issue 15
December 2007

Oregon Koi & Watergarden Society.

The Nishikigoi Vereniging Nederland.

The South African Koi Keepers Society.

Partners in goodwill.

HOT SPOT is the on-line version of the South East Section BKKS' newsletter called "Spotlight", suitably sanitised and denuded of in-house content to make it interesting for other Koi Clubs. However, it will also contain some occasional South East publicity.

"Hot Spot" will be a periodic publication i.e. it will get published when we have enough articles to fill it's 8 pages.

Copies of it will reside on the South East's website and will be distributed to other Koi Clubs who indulge us with an exchange of magazines or newsletters.

Articles taken from "Spotlight" are the copyright of the South East Section but may be used by clubs who participate in this exchange.

The original text and photos can be obtained via the editors whose details can be found on the back page.

Inside this issue:

Festival of Fishkeeping Show	2 & 3
How RO water purifiers work .	42
Autumn Show Champs form Japan	5
Gardner's travels pt II..	6, 7 & 8
End of an era	9
AquaTechnoBe The First Step - 2nd edition	10
Christmas Koi Kitch Circle of friends update .	11
Body shape test ????	12

Koi Clubs participating in this exchange scheme are:-

- Nishikigoi Vereniging Nederland.
- Oregon Koi & Watergarden Soc.
- South African Koi Keepers Soc.
- Chiltern Section BKKS.
- NorCal Chapter ZNA (USA)
- Australian Koi Association AKA
- Mid Atlantic Koi Club
- Cambridge Koi Club
- ZNA Potomac Chapter
- Essex Section BKKS
- Texas Koi & Fancy Goldfish Soc.
- Cayman Island Koi Keepers
- Koi@Home (Belgium)
- Banana Bar Koi Society.
- East Midlands Koi Club.
-



Happy Christmas!



The Festival of Fishkeeping is an annual event in the calendar of the Federation of British Aquarist Societies FBAS the oldest fishkeeping society in the UK. It provides a major promotional opportunity to the aquarium trades dealers as well as a social activity for the fish keeping hobbyist, and on top of all that the opportunity for several fish shows. One for Discus, one for Goldfish, one for general Tropicals, another for Furnished fish tanks, Killifish and the British Open Championship for fish that have won GC or Reserve at a previous show.

And on top of all that there is also a Koi Show and a pretty unique one at that. This Koi show is known as the 4 Section show in the Koi World and is provided by the MSB (Middlesex & Surrey Borders), South East, South Hants and the Worthing sections of the BKKS. Working together these section share the responsibilities of the running of the show as well as a raffle that benefits all of the show workers.

The thing that makes this show unique is the award structure e.g it has

5 Grand Champions!!!

Each section is allowed 5 vats and a G.C. is chosen from all 20 vats to be the Overall GC of the Show. Then 4 more GC's are chosen, one for each Section. Unlike the overall GC these koi remain in the competition and will pick up other prizes. In this show those prizes have another significance - they earn their Section points, and those points are vital in the Inter-Section Competition that is run in the background.

The only other major awards are a Baby Champion and the Jumbo. Thereafter it is just a 1st, 2nd and 3rd in Class (7) and Size (6). That's right ! Seven Show Classes - Kohaku, Sanke, Showa, Utsuri, Gin Rin, Metallic and Non-Metallic. With 124 fish in the show these show classes are rarely represented by a single fish and therefore make for a small but competitive show.

From the judges perspective the "Metallic" Class provides some interesting decision mak-

dent Toën Feyen and our British PRO Bernie Woollands to this show on Hayling Island a small island off the coast of Hampshire. The venue was a holiday camp and I suspect that every visitor there had something to do with pet fish judging by the logo on the polo shirts.



The overall G.C. - Showa

ing discussions. For the trainees it demonstrates the good reasons why the regular 3 Hikari classes were made and are necessary in normal shows. All in all an excellent training opportunity.

The NVN was happy to accept the invitation to judge this show and myself and fellow trainee Joop van Tol accompanied our judges, Presi-

Trevor Childs (left) receiving trophy from Rupert Bridges (Tetra) and Terry Hill - Koi Show co-ordinator.





MSB Champion -



South East Champion -



Worthing Champion -


There were 124 Koi entered in the show in 20 vats in a compact but spacious centre ring where water testing and changes were carried out in the normal way without getting in each others way. At the end of the ring was an administration area right next door to a very large reservoir vat for spare water. British Shows have a reputation of being predominately Go-Sanke and although 50% of this show were, the remaining Koi contained some excellent and unusual varieties for example:- A gin rin Cha-Utsuri, a Gin Shiro Bekko, a high quality Ai Goromo and Kikisui and some unusual Doitsu Metallics.

My colleague Joop and I both agree that it is an excellent training ground for judges. However, the mid show refreshments will remain a secret between us and our new found friend Glenys.




South Hants Champion

We didn't cut off the tail, - it's a Benching photo



Baby Champion



FBAS.

Founded in 1938 the Federation of British Aquarist Societies is one of the oldest fish clubs in the world.

Roll of Honour.

- Grand Champion** - Showa - Trevor Childs
- MSB Champion** - Showa - Tony Pittas
- South Hants Champion** - Gin Rin - Mary Gallimore
- South East Champion** - Sanke - Gregg Harris
- Worthing Champion** - Sanke - Mike Murray
- Baby Champion** - Kohaku - Tim Fisher
- Jumbo** - Non Metallic - Mary Gallimore

Points table

South East - 2.43	South Hants - 2.08
Worthing - 1.40	MSB - 1.39

Points system

3 points for a 1st, 2 for a 2nd, 1 for a 3rd
 5 points for a major and 10 for GC.
 Total points are then divided by the number of Koi the club entered.

How do Reverse Osmosis (RO) water purifiers work?

IN order to understand how Reverse Osmosis water purifiers work, it will first be necessary to understand what Osmosis actually is.

Osmosis

Osmosis is the flow of liquid through "Semi Permeable" membranes.

These materials differ from permeable or impermeable materials as follows.

An impermeable, or water-proof, material is one that will not allow liquids to pass through it. Glass is impermeable and it can be used to store liquids. If water is put into a glass container, the water will stay inside it indefinitely. (Ignoring the effects of evaporation, that is).

A permeable material is one that will easily allow liquids to pass through it. Cotton cloth is permeable. It would be foolish to make storage containers for liquids out of cotton. The liquid would run straight through.

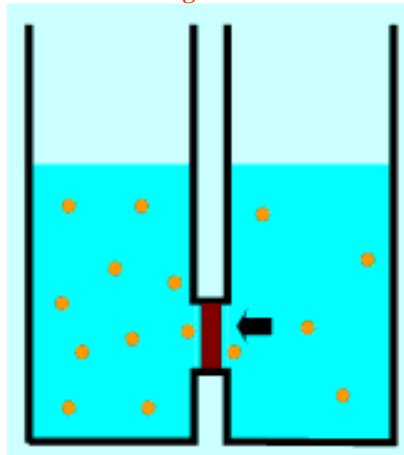
There is another type of material that cannot be described as either permeable or impermeable. These materials are called "semi permeable", and it is this type of material that is necessary for Osmosis. Our skin is an example of a semi permeable membrane. It is water-proof enough to keep our blood and body fluids inside, but it will allow water to pass through when we perspire. Also, if we sit in a bath for too long, our skin will absorb water and become puffy.

When osmosis was first discovered, the early experiments were done using pig's bladders as the semi permeable membrane. Advances in technology now make it possible for semi permeable membranes to be manufactured artificially.

On the right, (figure 1) are two examples of a double container with both halves joined by a semi permeable membrane. One has both sides filled to identical levels with pure water. The second has both sides filled to identical levels with water that contains impurities. In both cases, it is not surprising to find that there is no movement of water through the membrane from one side of the container to the other. Gravity causes water to "find it's own level", so if the levels in each half are initially the same, both halves are in balance, and there will be no water flow.

However, if each half is initially filled to identical levels, but with water that contains different concentrations of impurities, something surprising happens. Water flows through the membrane, in the direction of the arrow, leaving the impurities behind. What is happening is that water from the lower concentration, on the right hand side, is defying gravity and diluting the higher concentration on the left hand side. The force that causes it to do this is called Osmosis.

Figure 2.



As the concentration on the left is being diluted, the loss of water from the right hand side means that this concentration is increasing. This process will attempt to continue until the relative concentration of impurities in both halves is the same. Since the force that drives this flow has limits, it will stop when the downward force of gravity on the raised liquid is equal to the force that is trying to make more water pass into the left hand side and cause the level to rise. (see fig 3)

Figure 1.

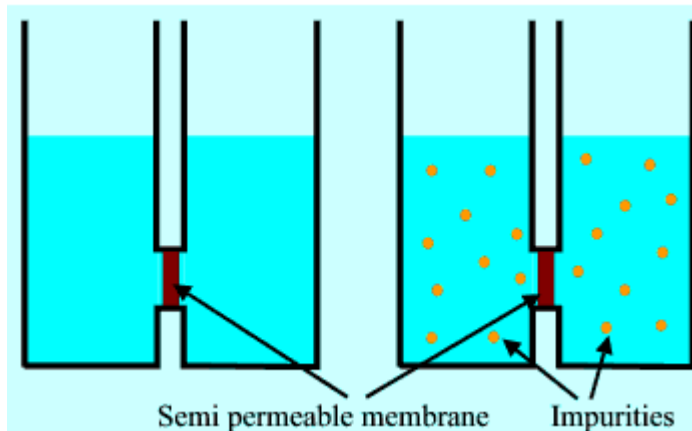
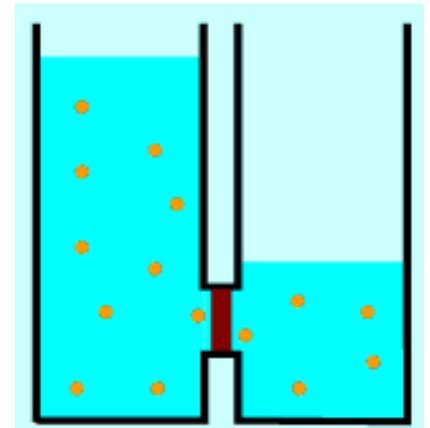


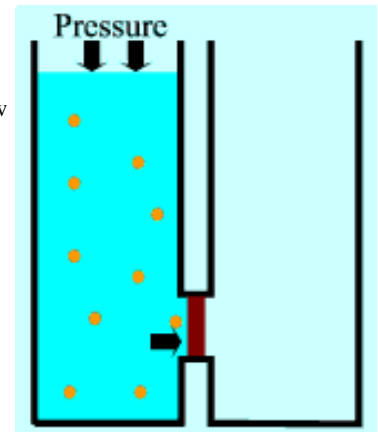
Figure 3.



Having understood how Osmosis works, Reverse Osmosis is a piece of cake. The fact that Osmotic Pressure has limits, can be exploited to make water purifiers. If the left hand side is filled with water containing impurities and pressure is applied to it, the water can be forced to flow through the membrane in what Osmosis would call the "wrong direction".

Figure 4.

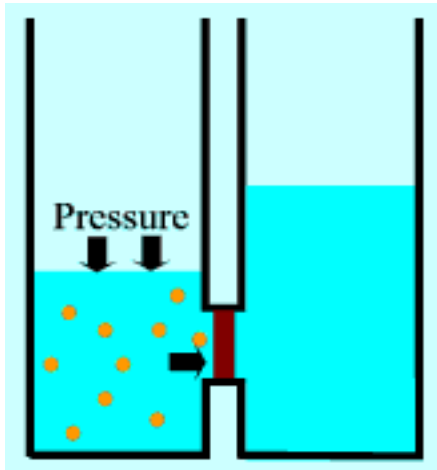
Only pure water can flow through the membrane.



Since only pure water passes through the membrane, the impurities are left behind.

If the left hand side is constantly refilled with impure water, and the pure water in the right hand side is constantly drawn off, this will form the basis of a continuous flow Reverse Osmosis purifier.

Figure 5.



In practice, it is necessary to regularly back flush the membrane as it will quickly tend to scale up with the accumulation of impurities that it has filtered out. The amount of water that is used to do this is significant. Reverse Osmosis purifiers are very good at removing contaminants but they waste a lot of water in doing so. They are commonly used to remove, from normal tap water, the contaminants that are harmless to us, but which are harmful to Koi. When used to purify tap water it is common for them to have an initial Carbon filter to remove the Chlorine to prevent it from damaging the membrane.

Syd Mitchell

Syd Mitchell

Is a member of the Institute of Swimming Pool Engineers (I.S.P.E) and designs and installs equipment to control water quality in swimming pools. A member of both the Essex and South East Sections of the BKKS, Syd, is a regular contributor to KOICHAT.COM especially on matters relating to water, filtration and associated technology.

Autumn Show Champs from Japan.

NTV
Nishikigoi.TV



Niigata Nogyosai Grand Champion.

Left: Niigata Nogyosai Grand Champion.

81cm Sanke bred by Torazo.

Below Left: 43rd ZNA Show G.C. a 90cms Kohaku bred by Sakai Fish Farm.

Below: Hiroshima Nogyosai Grand Champion.

75cm Kohaku bred by Konishi

All photos courtesy of Mark Gardner NTV.

Coverage of the ZNA All Japan Show will appear in issue 16.


Videos from these shows and various harvests that he has attended are now available via NTV.

www.nishikigoi.tv

ZNA All Japan Grand Champion.



Hiroshima Nogyosai Grand Champion.



英國東南地區錦鯉俱樂部

10th October - “Probably today's special moment”

Whilst driving through Koguriyama, past the bull fight 'arena', you come to a road which turns into a track around some mud ponds. On my last visit I'd negotiated the track in a Toyota Yaris and that seemed big. This time I've a Toyota Corolla and it seemed positively huge on the track!!

On starting my journey around the ponds I noticed a pond being harvested and that was my motivation for continuing. I reached a flat area suitable for parking and decided to proceed on foot. Upon arriving at the pond I found a lady and gentleman, far from in their first fountain of youth, just completing the first drag of the mudpond, a pond it transpired contained nisai sanke and kohaku with a few kujaku.

These Koi were first bowled and then bagged and the lady carried them to another mud pond which contained a temporary holding net from which they'd be transferred to their truck a short distance away once the netting completed. They realised that some Koi had evaded capture and promptly pulled the net around the pond again.



Anyone that's dragged a pond in this manner knows it's certainly not light work, yet they completed the task with consummate ease. What struck me as I watched this couple for almost a whole hour was that this was their life. No doubt for maybe 30, 40 or more years, year in year out, they'd come and harvest this mud pond. Of course they see plenty of gain around Niigata, had one ever stood watching one of their harvests for an hour?

Throughout the time I watched them everything was taken in their stride, they seemed to be enjoying life, they would laugh with one another, they would talk about the Koi in the bowl, when they needed to re-net the pond - a task which yielded just 6 Koi - there was no sense of frustration, anger or despair at having to do so. It was a moment that was a pleasure to be part of, stood on the side of a pond in the hills of Yamakoshi in the glorious sunshine of late summer and early autumn.

Tomorrow I will go and get some prints of the photos that I took and hope that I can find Mr and Mrs Sakazume of Koguriyama and give them to them.

Taken from www.koichat.com



Later on the 10th October Mark posted these pictures of the Dainichi facility in Iwamagi where the once famous family home is now no more. Remnants of the once proud façade are now left lying around.



Nokyo auction house back in business. The lots now in individual plastic bags.



Auction lots the old way prior to KHV.

英國東南地區錦鯉俱樂部

17th October. A party of school children from the local school where Masaru (Shintaro) Saito is on the parent committee are brought down to observe the Shintaro Sansai harvest (Right)



23rd October. Ojiya remembers the 3rd anniversary of the Chuetsu Earthquake. Laterns line the streets, shop windows contain hand written notes from businesses, citizens and schoolchildren commemorating the event.
(Below)




Infiltration - the end of an era.

Waddy with Jim North
(ZNA Potomac)

16th November 2007. An announcement on the front page of www.tategoi-koi.com brought the news of the closure of Infiltration, the Koi business started by Peter Waddington in 1979. The premises at Golbourne, near Warrington were opened in 1981 and became an institution within the UK and the global hobby. Innovations like bottom drains and venturis originated from here along with the introduction of products from Japan like Refresh and filter matting that aided the progression of the hobby in its infancy. Later on, home grown products like 'the Answer' and 'the Nexus' were promoted by them alongside Scandinavian products like Kaldness. But to most of us Infiltration was about two things, Peter Waddington and Koi and I'm not sure what order to put them in but I'll start with the koi. To date Infiltration have supplied 16 BKKS National Grand Champions as well as others in Belgium, Holland, South Africa and the USA a feat unequalled in the West. What better testimony do you need?

But as for Waddington where do you start? Well I'll start at the beginning – the new beginning for me that is. In 1985 I started keeping koi again and joined the BKKS shortly after. On joining I received the back issues of the BKKS in-house magazine for that year and it didn't take long to recognize that this man Waddington was a major contributor and something of an authority. Furthermore, he went to Japan and documented his findings, impressions and generally shared any snippet of information in his writings. Gradually, over the years these occasional articles dried up and were consolidated into longer ones found in the now readily available commercial koi media and the BKKS National Show Programmes until they were eventually supplanted by Koi Kichi and its successor Koi Kichi2. Two books that I have read and re-read more than once and will probably do so again. No other dealer took that degree of trouble to educate and share the mysteries of Nishikigoi with the rank and file of the hobby.

It appears to all intents and purposes that Peter has now retired from the business. But Dennis Wordsworth and Tim Waddington will continue in conjunction with Tategoi Koi as the following announcement on their web-site suggests.



“At Tategoi-koi we are proud to announce that, along with Dennis Wordsworth and Tim Waddington we have merged our day to day operations and from today Tim and Dennis will be working exclusively with the Tategoi-Koi team led by David and Ronnie Lawton! “

It is truly the end of an era.

Bernie Woollands

Peter's legacy will live long.

I think it was last April I posted a public thanks to Peter for K2K, something I'll re-iterate. When I was 15/16 years old I read everything I could about Koi, in those days any information was limited. Every autumn and spring Peter would write in the BKKS mag about his latest trip. In those days going to Japan was an impossible dream for a schoolboy - these days it's very fortunate school boys that get to go there, but it's a whole lot more accessible.

In the intervening years I've continued to read words Peter has penned across all manner of media with interest. When I first got a copy of K2K I vividly recall saying to a fellow Koi keeper that I didn't 'get it'. This whole section of the book, and a DVD to boot, telling people how to get around 'Niigata', what a ridiculous notion.

Despite a number of trips to Japan it was not until January 2007 that I made my first trip to Yamakoshi, the place Peter called his second home. I have to confess I thought he must be crazy, what was all the fuss about. However, it did tell me getting around wasn't necessarily such a ridiculous notion.

Prior to my second trip, in April 2007, I'd studied K2K from cover to cover and back again, along with watching the DVD repeatedly. When I picked up my hire car the first thing out of my bag was my copy of K2K. Aply assisted by it I discovered some of the magic of Yamakoshi. Had I not I wouldn't have just spent 6 weeks there to discover a whole lot more, and I certainly wouldn't now be returning for 2008. On my return next year I will continue to have my copy of K2K by my side.

I can't help but think this probably sounds like an obituary, it's certainly not supposed to!!! Peter's contribution to Koi, which has now had a profound effect of my life direction, is something that won't be forgot, by me at least.

Finally, good luck to Tim and Dennis.

Mark Gardner on Koi Chat

Infiltration BKKS National Winners.

- 1982 - Joe Wilmington - Ogon
- 1983 - Trevor Rees - Sanke
- 1984 - Ed Clark - Sanke
- 1985 - Ian Stewardson - Sanke
- 1986 - Joe Wilmington - Tancho Sanke
- 1989 - Joe Wilmington - Kin-Hi-Utsuri
- 1990 - Joe Wilmington - Showa
- 1992 - Joe Wilmington - Sanke
- 1995 - Ian Stewardson - Kohaku
- 1996 - Bill Oakley - Kohaku
- 1997 - Bill Oakley - Sanke
- 1998 - Bill Oakley - Sanke
- 1999 - Bill Oakley - Kohaku
- 2000 - Bill Oakley - Kohaku
- 2002 - Bill Oakley - Kohaku
- 2007 - Bill Oakley - Kohaku

Source = Greg Sutton.

A man with a mission. Introducing AquaTechnoBel.



On the 31st October I took a phone call from Patrick Vandael, a contact I had made through the Koi Bito forum. It took only a few seconds to appreciate that I was talking to another Koi fanatic.

Patrick is a Belgian Koi hobbyist from Wavre who is single handedly running a website called Aquatechnobel.be and is a man on a mission. A mission to introduce and educate the French speaking world to the wonders of Nishikigoi.

Aquatechnobel aka ATB, is in itself an abbreviation of Aquatic Technology Belgium that already contains an impressive library of articles, photo galleries and downloadable videos covering most aspects of the hobby as well as some fringe articles on closely related subjects

like Aquariums and Bonsai.

It is quite clear that Patrick has just recently returned from Japan as there are daily additions to the photo galleries covering several breeders including Sakai Fish Farm (SFF) in Hiroshima.

Many of the websites tools are available in several languages including English but the bulk for the textual content is in French, which after all is the 'raison d'être' behind the site. But as they say 'a picture speaks a thousand words' and in your own language too. This equally applies to the videos which is Patrick's main focus these days, and here there is no language barrier. Patrick's style is to record and not interpret what he sees, leaving the viewer free to enjoy the footage like a 'fly on the wall' docu-

mentary. The list of show videos is already quite extensive, for instance:- Arcen 2007, Koi@Home2007 (2 videos), Koi Secrets 2007, Interkoi 2007, Koi2000 2006, Hiroshima 2006 and Tokyo 2006

There are also Pond videos, Technology videos, Japan and Visits in addition to several at the premises of breeders such as:- Omosako, Sakai FF, Momotaro and diverse Niigata breeders including Yagenji and Aoki.

But going beyond video and cyberspace Patrick was also responsible for organising the first Aquatic event in France, called AquabioBonsai where he attracted 2,500 visitors with Bonsai, Pond and Koi exhibits. It is clear from his list of videos that he is a regular visitor to European Koi Shows and therefore somebody to look out for in 2008. He plans to include a UK Koi Show in next years itinerary. In the mean time his work can be viewed via

www.aquatechnobel.be

Koi Appreciation

the first step

Kate McGill



The first step - 2nd Edition (2007)

First published in 2001 "Koi Appreciation - The first step" is aimed at the hobbyist who wants to further their knowledge beyond the simple enjoyment of their Koi. Written by Kate McGill a BKKS and ZNA Local Certified Judge with more experience than any lady wishes to have broadcast, it is one of the most informative and educational books on the market. Alongside the highly explanatory text are some extremely high quality and original photographs that emphasise the points under discussion.

I obtained a copy of this book shortly after it was first published and thought I'd read and absorbed all it could teach me several years ago, although I occasionally referred to it when composing articles for my Koi club. However, very recently I saw a reference to the chapter on Hikarimoyo made by Jim Reilly on a Koi forum. Reading that chapter again disproved that idiom that "you can't teach an old dog new tricks" - I have been re-informed.

I e-mailed Kate to find out whether it was just a reprint or a revision. Here's her reply

"It is fully edited / corrected of a couple of original errors and brought up to date, plus with 8 new photos. So it is different, up to a point."

Published by - The Crownwood Press Ltd, Ramsbury, Marlborough, Wiltshire, SN8 2HR, United Kingdom.

Bernie Woollands

Christmas Koi Kitch.

Split dorsals and pendulous tumours where on the tips of fins or where fins should be prevented me from investigating these Christmas baubles any further. But whoever produced them had some idea of varieties as they are a pretty decent attempt at an Ai Goromo and a Tancho Sanke.



Japanese Poetry

Scarlet leaves
Have fallen, piled deep
Around my house, so
For who does the cricket pine
With such constant chirping?

もみぢ葉の散りてつもれるわが宿に
誰を松蟲こころなくらむ

momidi ba no
tirite tumoreru
wa ga yado ni
tare wo matumusi
kokora nakuran

An ode to autumn (fall) - author unknown.

Circle of Friends



Thanks to Jeroen Dregmans NVN's PRO and Trainee Judge we now have a picture of the 'Circle of Friends' pin mentioned in Hotspot #13.

Designed by Toën Feyen, based on a photograph by Ronald Bonestroo (below) of the GC and Supreme Ch at 2007's KLAN show and struck in 14kt gold. Tony was seen wearing it at the Festival of Fishkeeping show featured on pages 2 and 3.



It wasn't me - it was my new shoes!



Partners in goodwill.

This sentiment and it's logo were the product of Norman Call's (our representative in the Oregon Koi & Watgergarden Society) imagination. It came about in an organic sort of way that has a lot to do with the relationship between our two clubs, our two countries and our hobby.

Our Spotlight newsletter had USA/UK logo that was getting a bit faded & jaded after years of photocopying etc. Knowing that Norm was a graphic designer I asked him to give it a makeover which he did. It has adorned our newsletter ever since. It was delivered in October 2001 at a time when the atrocities and the aftermath of 9/11 were still current news and fresh in peoples minds.

That month, we were invited to attend a fund raising 'Barn Dance' by the governors of the school where we hold our Koi shows. The school was at one time in its history (WWII) a training school for fire-fighters of the London Fire Brigade who still support the school, as we do now. I forget the details now, but the heroics of the New York City Fire Department were mentioned in relation to the dance.

As a gesture of support Teresa Lambert one of our members printed off Norm's logo, laminated them and produced brooches which we wore to the dance. I sent one to Norm, who is an avid pin collector, who in turn turned the concept into a pin. The logo next appeared on the OKWS' own newsletter "**The Tall Fish Story**" underlined with the sentiment - "**Partners in goodwill**" an ethic we have since adopted and spread. Our partners are now the OKWS, The NVN (Dutch Koi Society) and the KwaZulu Natal chapter of the South African Koi Society SAKKS.

Body shape; - please note the indentation on the Koi's right hand gill plate.



About the South East Section.

The South East Section was founded in 1981 by a break away group from the London Section. It obtained Section status from the BKKS in 1982 and serves the counties of Kent, East Sussex, Surrey and Berkshire and the southern boroughs of London.

It's neighbouring Sections are the South Kent to the south, Essex to the North, Worthing to the west and the MSB (Middlesex & Surrey Borders) to the north-west.

The South East has a pretty stable membership generally numbering about 85 families.

Almost since it's founding the SouthEast has participated in information exchange with overseas Koi clubs and continues to do so today.

Our 'Open' show is both an attraction to the UK Koi scene as well as Koi keepers

Every year the show attracts an increasing number of overseas visitors and through them a number of useful connections have been made which enhances our appreciation and understanding of the hobby.



The show is always held on the August Public Holiday which generally falls on the last weekend of that month. Details can always be found on our web-site -

www.koi-clubs.com/SouthEast

The South East meets on every 4th Sunday of the month with the exception of December. Our meetings start at 2pm and we endeavour to have a speaker for 2 out of every 3 meetings. Those speakers generally cover Koi related subjects but occasionally we have one that diversifies a little e.g. Bonsai.

Our current membership fees are £15 per family and details as well as a schedule of speakers can be found on our web-site.

South East contacts in regard to this E-Magazine are :-

Bernie Woollands - bernie@koipin.com

And

Brian Edwards - brianedw@hotmail.com